

## CHINESE YUAN RENMINBI / SWEDISH KRONA (CNY/SEK)

2024/07/17 16:00:42

## Price

**1.44851** SEK

1 CNY = 1.44851 SEK

1 SEK = 0.69037 CNY

## Difference

 -0.58%  
(-0.01)

## General attributes

Exchange rate -

Exchange over the counter World

Security type Currency

## Market data

Open 1.45647 SEK

High 1.45800 SEK

## Performance and Risk

	6m	1Y	3Y
Perf (%)	+0.37%	+1.56%	+8.73%
Perf (abs.)	+0.01	+0.02	+0.12
Beta	-	-	-
Volatility	7.80	8.36	9.34

## Futures and Options

Related Futures -

Related Options -












Please pay attention to currency units, monitor purchase and sale prices. Some currencies are quoted in other units.  
Source: FactSet

## Price data

Ø price 5 days   Ø volume 5 days (pcs.)	1.45572 SEK (0)
Ø price 30 days   Ø volume 30 days (pcs.)	1.44998 SEK (0)
Ø price 100 days   Ø volume 100 days (pcs.)	1.47345 SEK (0)
Ø price 250 days   Ø volume 250 days (pcs.)	1.45917 SEK (0)
YTD High   date	1.52276 SEK (2024/05/01)
YTD Low   date	1.41279 SEK (2024/01/02)
52 Weeks High   date	1.54199 SEK (2023/09/18)
52 Weeks Low   date	1.38923 SEK (2023/12/27)

## Recent research

## on market

Date	Headline	Download
2024/07/17	 Ranní restart	
2024/07/16	 Ranní restart: bydlení v ČR, násilí a kabely	
2024/07/15	 Ranní restart: atentát, sjezd a polarizace	
2024/07/15	 Data mix in the week to come	
2024/07/12	 Ranní restart	