

## CHINESE YUAN RENMINBI / SWEDISH KRONA (CNY/SEK)

2024/06/29 06:21:12

## Price

**1.45912** SEK

1 CNY = 1.45912 SEK

1 SEK = 0.68535 CNY

## Difference

 -0.02%  
(-0.00)

## General attributes

Exchange rate

-

Exchange

over the counter World

Security type

Currency

## Market data

Open

1.45912 SEK

High

1.45912 SEK

## Performance and Risk

	6m	1Y	3Y
Perf (%)	+3.82%	-1.92%	+10.69%
Perf (abs.)	+0.05	-0.03	+0.14
Beta	-	-	-
Volatility	7.96	8.73	9.34

## Futures and Options

Related Futures

-

Related Options

-



5Y










Please pay attention to currency units, monitor purchase and sale prices. Some currencies are quoted in other units.  
Source: FactSet

## Price data

Ø price 5 days   Ø volume 5 days (pcs.)	1.45334 SEK (0)
Ø price 30 days   Ø volume 30 days (pcs.)	1.44706 SEK (0)
Ø price 100 days   Ø volume 100 days (pcs.)	1.47725 SEK (0)
Ø price 250 days   Ø volume 250 days (pcs.)	1.46358 SEK (0)
YTD High   date	1.52276 SEK (2024/05/01)
YTD Low   date	1.41279 SEK (2024/01/02)
52 Weeks High   date	1.54199 SEK (2023/09/18)
52 Weeks Low   date	1.38923 SEK (2023/12/27)

## Recent research

## on market

Date	Headline	Download
2024/06/28	 Ranní restart	
2024/06/27	 Mírné překvapení z ČNB	
2024/06/27	 Ranní restart	
2024/06/26	 Ranní restart	
2024/06/25	 High pressure economy: What have we learned?	