


UKRAINE HRYVNIA / RUSSIAN ROUBLE (UAH/RUB)

2024/06/27 22:56:35

Price
2.09792 RUB
 1 UAH = 2.09792 RUB
 1 RUB = 0.47666 UAH

Difference  **-3.35%**
 (-0.07)

General attributes

Exchange rate -
Exchange over the counter World
Security type Currency

Market data

Open 2.17064 RUB
High 2.17100 RUB

Performance and Risk

| | 6m | 1Y | 3Y |
|--------------------|---------|--------|---------|
| Perf (%) | -11.11% | -5.95% | -17.56% |
| Perf (abs.) | -0.27 | -0.14 | -0.46 |
| Beta | - | - | - |
| Volatility | 15.04 | 15.79 | 31.59 |

Futures and Options

Related Futures -
Related Options -

5Y













Please pay attention to currency units, monitor purchase and sale prices. Some currencies are quoted in other units.
 Source: FactSet

Price data

| | |
|---|--------------------------|
| Ø price 5 days Ø volume 5 days (pcs.) | 2.17457 RUB (0) |
| Ø price 30 days Ø volume 30 days (pcs.) | 2.19031 RUB (0) |
| Ø price 100 days Ø volume 100 days (pcs.) | 2.29394 RUB (0) |
| Ø price 250 days Ø volume 250 days (pcs.) | 2.38045 RUB (0) |
| YTD High date | 2.47162 RUB (2024/02/23) |
| YTD Low date | 2.03407 RUB (2024/06/20) |
| 52 Weeks High date | 2.79665 RUB (2023/08/14) |
| 52 Weeks Low date | 2.03407 RUB (2024/06/20) |

Recent research

| on market | | |
|------------|--|---|
| Date | Headline | Download |
| 2024/06/27 |  Mírné překvapení z ČNB |  |
| 2024/06/27 |  Ranní restart |  |
| 2024/06/26 |  Ranní restart |  |
| 2024/06/25 |  High pressure economy: What have we learned? |  |
| 2024/06/25 |  Diving into Slovak competitiveness |  |