


SINGAPORE-DOLLAR / RUSSIAN ROUBLE (SGD/RUB)

2024/06/29 17:41:31

Price
63.27938 RUB

1 SGD = 63.27938 RUB
1 RUB = 0.01580 SGD

Difference  **-0.48%**
(-0.31)

General attributes

Exchange rate -
Exchange over the counter World
Security type Currency

Market data

Open 63.58904 RUB
High 63.60656 RUB

Performance and Risk

	6m	1Y	3Y
Perf (%)	-5.22%	+0.03%	+18.39%
Perf (abs.)	-3.50	+0.02	+9.88
Beta	-	-	-
Volatility	13.95	15.61	32.24

Futures and Options

Related Futures -
Related Options -

5Y












Please pay attention to currency units, monitor purchase and sale prices. Some currencies are quoted in other units.
Source: FactSet

Price data

Ø price 5 days Ø volume 5 days (pcs.)	64.15661 RUB (0)
Ø price 30 days Ø volume 30 days (pcs.)	65.47651 RUB (0)
Ø price 100 days Ø volume 100 days (pcs.)	67.23966 RUB (0)
Ø price 250 days Ø volume 250 days (pcs.)	67.58374 RUB (0)
YTD High date	70.74252 RUB (2024/02/23)
YTD Low date	61.04725 RUB (2024/06/20)
52 Weeks High date	74.98768 RUB (2023/08/14)
52 Weeks Low date	61.04725 RUB (2024/06/20)

Recent research

on market		
Date	Headline	Download
2024/06/28	 Ranní restart	
2024/06/27	 Mírné překvapení z ČNB	
2024/06/27	 Ranní restart	
2024/06/26	 Ranní restart	
2024/06/25	 High pressure economy: What have we learned?	