

## SINGAPORE-DOLLAR / RUSSIAN ROUBLE (SGD/RUB)

2024/06/26 09:00:41

Price

**64.47815** RUB1 SGD = 64.47815 RUB  
1 RUB = 0.01551 SGD

Difference

 -1.05%  
(-0.68)

## General attributes

Exchange rate -

Exchange over the counter World

Security type Currency

## Market data

Open 65.17696 RUB

High 65.17696 RUB

## Performance and Risk

	6m	1Y	3Y
Perf (%)	-6.22%	+6.60%	+21.07%
Perf (abs.)	-4.32	+4.04	+11.34
Beta	-	-	-
Volatility	13.78	15.30	32.18

## Futures and Options

Related Futures -

Related Options -

5Y












Please pay attention to currency units, monitor purchase and sale prices. Some currencies are quoted in other units.  
Source: FactSet

## Price data

Ø price 5 days   Ø volume 5 days (pcs.)	65.39636 RUB (0)
Ø price 30 days   Ø volume 30 days (pcs.)	65.68624 RUB (0)
Ø price 100 days   Ø volume 100 days (pcs.)	67.38823 RUB (0)
Ø price 250 days   Ø volume 250 days (pcs.)	67.65751 RUB (0)
YTD High   date	70.74252 RUB (2024/02/23)
YTD Low   date	61.04725 RUB (2024/06/20)
52 Weeks High   date	74.98768 RUB (2023/08/14)
52 Weeks Low   date	61.04725 RUB (2024/06/20)

## Recent research

on market

Date	Headline	Download
2024/06/26	 Ranní restart	
2024/06/25	 High pressure economy: What have we learned?	
2024/06/25	 Diving into Slovak competitiveness	
2024/06/25	 Ranní restart: kulturní vrchol, smysplupnost a p...	
2024/06/24	 Ranní restart: To nejde vs. 300 tisíc letadel	