

SINGAPORE-DOLLAR / RUSSIAN ROUBLE (SGD/RUB)

2024/05/25 06:50:17

Price

66.38500 RUB

1 SGD = 66.38500 RUB

1 RUB = 0.01506 SGD

Difference

 -0.01%
(-0.01)

General attributes

Exchange rate

-

Exchange

over the counter World

Security type

Currency

Market data

Open

66.38500 RUB

High

66.38500 RUB

Performance and Risk

	6m	1Y	3Y
Perf (%)	-0.64%	+11.81%	+20.13%
Perf (abs.)	-0.43	+7.01	+11.12
Beta	-	-	-
Volatility	12.07	17.36	31.98

Futures and Options

Related Futures

-

Related Options

-

5Y












Please pay attention to currency units, monitor purchase and sale prices. Some currencies are quoted in other units.
Source: FactSet

Price data

Ø price 5 days Ø volume 5 days (pcs.)	67.05747 RUB (0)
Ø price 30 days Ø volume 30 days (pcs.)	67.72002 RUB (0)
Ø price 100 days Ø volume 100 days (pcs.)	68.32755 RUB (0)
Ø price 250 days Ø volume 250 days (pcs.)	68.36481 RUB (0)
YTD High date	70.74252 RUB (2024/02/23)
YTD Low date	65.36893 RUB (2024/01/16)
52 Weeks High date	74.98768 RUB (2023/08/14)
52 Weeks Low date	55.55663 RUB (2023/05/31)

Recent research

on market

Date	Headline	Download
2024/05/24	 Ranní restart: Macron, jaderné počtení, rámování a...	
2024/05/23	 Ranní restart: lídr v clean-tech, co nás posílí a ...	
2024/05/21	 CZ Ranní restart	
2024/05/20	 Ranní restart	
2024/05/19	 Hungarian central bank to cut rates further	