

NORWEGIAN KRONER / RUSSIAN ROUBLE (NOK/RUB)

2024/07/11 21:00:41

Price

8.16051 RUB

1 NOK = 8.16051 RUB

1 RUB = 0.12254 NOK

Difference

 **-1.59%**
(-0.13)

General attributes

Exchange rate -

Exchange over the counter World

Security type Currency

Market data

Open 8.29225 RUB

High 8.29558 RUB

Performance and Risk

	6m	1Y	3Y
Perf (%)	-4.00%	-3.58%	-3.24%
Perf (abs.)	-0.35	-0.31	-0.28
Beta	-	-	-
Volatility	15.76	18.32	33.87

Futures and Options

Related Futures -

Related Options -






Please pay attention to currency units, monitor purchase and sale prices. Some currencies are quoted in other units.
Source: FactSet

Price data

Ø price 5 days Ø volume 5 days (pcs.)	8.28701 RUB (0)
Ø price 30 days Ø volume 30 days (pcs.)	8.25587 RUB (0)
Ø price 100 days Ø volume 100 days (pcs.)	8.41623 RUB (0)
Ø price 250 days Ø volume 250 days (pcs.)	8.51119 RUB (0)
YTD High date	8.99311 RUB (2024/02/26)
YTD Low date	7.80398 RUB (2024/06/20)
52 Weeks High date	9.72797 RUB (2023/08/14)
52 Weeks Low date	7.80398 RUB (2024/06/20)

Recent research

on market		
Date	Headline	Download
2024/07/11	 Měsíčník EU aktualit, červen 2024	
2024/07/11	 CZ Ranní restart	
2024/07/10	 Překvapivě nízká inflace	
2024/07/10	 CZ Ranní restart	
2024/07/09	 Political environment weighs on outlook	