


NORWEGIAN KRONER / POLISH ZLOTY NEW (NOK/PLN)

2024/07/27 06:21:13

Price
0.35661 PLN

1 NOK = 0.35661 PLN
1 PLN = 2.80420 NOK

Difference  **-0.09%**
(-0.00)

General attributes

Exchange rate -
Exchange over the counter World
Security type Currency

Market data

Open 0.35666 PLN
High 0.35666 PLN

Performance and Risk

	6m	1Y	3Y
Perf (%)	-7.53%	-9.36%	-19.11%
Perf (abs.)	-0.03	-0.04	-0.08
Beta	-	-	-
Volatility	6.96	8.34	9.29

Futures and Options

Related Futures -
Related Options -

5Y






















Please pay attention to currency units, monitor purchase and sale prices. Some currencies are quoted in other units.
Source: FactSet

Price data

Ø price 5 days Ø volume 5 days (pcs.)	0.35796 PLN (0)
Ø price 30 days Ø volume 30 days (pcs.)	0.36769 PLN (0)
Ø price 100 days Ø volume 100 days (pcs.)	0.37073 PLN (0)
Ø price 250 days Ø volume 250 days (pcs.)	0.37429 PLN (0)
YTD High date	0.38823 PLN (2024/01/02)
YTD Low date	0.35587 PLN (2024/07/25)
52 Weeks High date	0.41256 PLN (2023/09/29)
52 Weeks Low date	0.35587 PLN (2024/07/25)

Recent research

on instrument	on market		
Date		Headline	Download
2024/07/25	  	CEE Special Report Can we work more for longer?	
2024/07/22	  	Will Hungarian central bank pause or continue with...	
2024/07/15	  	Data mix in the week to come	
2024/07/08	  	Central bank meeting in Serbia and June's inflatio...	
2024/07/03	  	No cut by the NBP, new forecasts published	