

CHINESE YUAN RENMINBI / NORWEGIAN KRONER (CNY/NOK)

2024/07/27 06:21:13

Price

1.52128 NOK

1 CNY = 1.52128 NOK

1 NOK = 0.65734 CNY

Difference

 0.02%
(0.00)

General attributes

Exchange rate -

Exchange over the counter World

Security type Currency

Market data

Open 1.52128 NOK

High 1.52128 NOK

Performance and Risk

	6m	1Y	3Y
Perf (%)	+4.78%	+7.18%	+11.85%
Perf (abs.)	+0.07	+0.10	+0.16
Beta	-	-	-
Volatility	8.53	8.78	10.43

Futures and Options

Related Futures -

Related Options -

5Y












Please pay attention to currency units, monitor purchase and sale prices. Some currencies are quoted in other units.
Source: FactSet

Price data

Ø price 5 days Ø volume 5 days (pcs.)	1.51757 NOK (0)
Ø price 30 days Ø volume 30 days (pcs.)	1.48060 NOK (0)
Ø price 100 days Ø volume 100 days (pcs.)	1.48247 NOK (0)
Ø price 250 days Ø volume 250 days (pcs.)	1.47676 NOK (0)
YTD High date	1.54301 NOK (2024/07/25)
YTD Low date	1.42455 NOK (2024/01/02)
52 Weeks High date	1.54301 NOK (2024/07/25)
52 Weeks Low date	1.39755 NOK (2023/07/27)

Recent research

on market

Date	Headline	Download
2024/07/25	 CEE Special Report Can we work more for longer?	
2024/07/25	 CZ Ranní restart	
2024/07/24	 CZ Ranní restart	
2024/07/23	 Ranní restart: Scholz, překvalifikovanost, mladí a...	
2024/07/22	 CEE Baltics Economic performance further diver...	