

## CHINESE YUAN RENMINBI / NORWEGIAN KRONER (CNY/NOK)

2024/04/19 23:29:09

## Price

**1.52176** NOK1 CNY = 1.52176 NOK  
1 NOK = 0.65713 CNY

## Difference

 -0.37%  
(-0.01)

## General attributes

Exchange rate -  
Exchange over the counter World  
Security type Currency

## Market data

Open 1.52729 NOK  
High 1.53051 NOK

## Performance and Risk

	6m	1Y	3Y
Perf (%)	+1.17%	-0.94%	+19.47%
Perf (abs.)	+0.02	-0.01	+0.25
Beta	-	-	-
Volatility	9.45	9.62	10.50

## Futures and Options

Related Futures -  
Related Options -

5Y












Please pay attention to currency units, monitor purchase and sale prices. Some currencies are quoted in other units.  
Source: FactSet

## Price data

Ø price 5 days   Ø volume 5 days (pcs.)	1.51927 NOK (0)
Ø price 30 days   Ø volume 30 days (pcs.)	1.49692 NOK (0)
Ø price 100 days   Ø volume 100 days (pcs.)	1.47309 NOK (0)
Ø price 250 days   Ø volume 250 days (pcs.)	1.47918 NOK (0)
YTD High   date	1.53051 NOK (2024/04/19)
YTD Low   date	1.42455 NOK (2024/01/02)
52 Weeks High   date	1.58815 NOK (2023/05/31)
52 Weeks Low   date	1.38568 NOK (2023/07/19)

## Recent research

## on market

Date	Headline	Download
2024/04/19	 CZ Ranní restart	
2024/04/17	 Ranní restart	
2024/04/16	 CZ Ranní restart	
2024/04/15	 Croatia Special Report   What's behind Croatia's e...	
2024/04/15	 Ranní restart: běžák, obezita, Londýn, soláry a tř...	