

CHINESE YUAN RENMINBI / ICELAND KRONA (CNY/ISK)

2024/07/17 13:57:58

Price

18.77291 ISK1 CNY = 18.77291 ISK
1 ISK = 0.05327 CNY

Difference

 -0.21%
(-0.04)

General attributes

Exchange rate

-

Exchange

over the counter World

Security type

Currency

Market data

Open

18.80988 ISK

High

18.81178 ISK

Performance and Risk

	6m	1Y	3Y
Perf (%)	-1.52%	+2.55%	-1.40%
Perf (abs.)	-0.29	+0.47	-0.27
Beta	-	-	-
Volatility	6.13	7.40	8.03

Futures and Options

Related Futures

-

Related Options

-



5Y










Please pay attention to currency units, monitor purchase and sale prices. Some currencies are quoted in other units.
Source: FactSet

Price data

Ø price 5 days Ø volume 5 days (pcs.)	18.86536 ISK (0)
Ø price 30 days Ø volume 30 days (pcs.)	19.05583 ISK (0)
Ø price 100 days Ø volume 100 days (pcs.)	19.18822 ISK (0)
Ø price 250 days Ø volume 250 days (pcs.)	19.20212 ISK (0)
YTD High date	19.67647 ISK (2024/04/18)
YTD Low date	18.70861 ISK (2024/03/14)
52 Weeks High date	19.76508 ISK (2023/11/14)
52 Weeks Low date	17.88535 ISK (2023/08/30)

Recent research

on market

Date	Headline	Download
2024/07/17	 Ranní restart	
2024/07/16	 Ranní restart: bydlení v ČR, násilí a kabely	
2024/07/15	 Ranní restart: atentát, sjezd a polarizace	
2024/07/15	 Data mix in the week to come	
2024/07/12	 Ranní restart	