

CHINESE YUAN RENMINBI / ICELAND KRONA (CNY/ISK)

2024/05/08 04:56:15

Price

19.33807 ISK1 CNY = 19.33807 ISK
1 ISK = 0.05171 CNY

Difference

0.05%
(0.01)

General attributes

Exchange rate -

Exchange over the counter World

Security type Currency

Market data

Open 19.33882 ISK

High 19.33882 ISK

Performance and Risk

	6m	1Y	3Y
Perf (%)	+0.00%	-1.91%	+0.35%
Perf (abs.)	+0.00	-0.38	+0.07
Beta	-	-	-
Volatility	6.93	7.63	8.04

Futures and Options

Related Futures -

Related Options -

5Y










Please pay attention to currency units, monitor purchase and sale prices. Some currencies are quoted in other units.
Source: FactSet

Price data

Ø price 5 days Ø volume 5 days (pcs.)	19.32251 ISK (0)
Ø price 30 days Ø volume 30 days (pcs.)	19.39394 ISK (0)
Ø price 100 days Ø volume 100 days (pcs.)	19.19705 ISK (0)
Ø price 250 days Ø volume 250 days (pcs.)	19.10897 ISK (0)
YTD High date	19.67647 ISK (2024/04/18)
YTD Low date	18.70861 ISK (2024/03/14)
52 Weeks High date	20.06185 ISK (2023/05/17)
52 Weeks Low date	17.88535 ISK (2023/08/30)

Recent research

on market

Date	Headline	Download
2024/05/07	 Inflace ve druhé polovině roku zesílí	
2024/05/07	 Vývoj v průmyslu by se měl zlepšit ve druhé polovi...	
2024/05/07	 Ranní restart: Politická polarizace a hořčik se od...	
2024/05/06	 20 let ČR v EU: Růst životní úrovně i nevyužitý po...	
2024/05/06	 Ranní restart: Čína a mobilizace zdrojů, citlivá Č...	