


# NORWEGIAN KRONER / ICELAND KRONA (NOK/ISK)

2024/07/11 10:00:41

**Price**  
**12.80880** ISK

1 NOK = 12.80880 ISK  
1 ISK = 0.07807 NOK

**Difference**  **-0.27%**  
**(-0.03)**

### General attributes

**Exchange rate** -  
**Exchange** over the counter World  
**Security type** Currency

### Market data

**Open** 12.84338 ISK  
**High** 12.85346 ISK

### Performance and Risk

	6m	1Y	3Y
<b>Perf (%)</b>	-2.95%	+0.67%	-9.59%
<b>Perf (abs.)</b>	-0.39	+0.08	-1.36
<b>Beta</b>	-	-	-
<b>Volatility</b>	7.76	9.40	10.29

### Futures and Options

**Related Futures** -  
**Related Options** -

5Y












Please pay attention to currency units, monitor purchase and sale prices. Some currencies are quoted in other units.  
Source: FactSet

### Price data

Ø price 5 days   Ø volume 5 days (pcs.)	13.00565 ISK (0)
Ø price 30 days   Ø volume 30 days (pcs.)	13.07379 ISK (0)
Ø price 100 days   Ø volume 100 days (pcs.)	12.96395 ISK (0)
Ø price 250 days   Ø volume 250 days (pcs.)	13.00114 ISK (0)
<b>YTD High   date</b>	13.43634 ISK (2024/01/02)
<b>YTD Low   date</b>	12.61598 ISK (2024/05/01)
<b>52 Weeks High   date</b>	13.51852 ISK (2023/12/27)
<b>52 Weeks Low   date</b>	12.25723 ISK (2023/08/28)

### Recent research

on market		
Date	Headline	Download
2024/07/11	 CZ Ranní restart	
2024/07/10	 Překvapivě nízká inflace	
2024/07/10	 CZ Ranní restart	
2024/07/09	 Political environment weighs on outlook	
2024/07/09	 EU News Monthly July 2024	