

SOUTH AFRICAN RAND / HUNGARIAN FORINT (ZAR/HUF)

2024/07/31 20:00:39

Price

19.97587 HUF1 ZAR = 19.97587 HUF
1 HUF = 0.05006 ZAR

Difference

 0.13%
(0.03)

General attributes

Exchange rate -

Exchange over the counter World

Security type Currency

Market data

Open 19.95029 HUF

High 20.06728 HUF

Performance and Risk

	6m	1Y	3Y
Perf (%)	+5.24%	+1.09%	-3.59%
Perf (abs.)	+0.99	+0.22	-0.74
Beta	-	-	-
Volatility	10.23	10.69	12.88

Futures and Options

Related Futures -

Related Options -

5Y






















Please pay attention to currency units, monitor purchase and sale prices. Some currencies are quoted in other units.
Source: FactSet

Price data

Ø price 5 days Ø volume 5 days (pcs.)	19.72136 HUF (0)
Ø price 30 days Ø volume 30 days (pcs.)	19.82154 HUF (0)
Ø price 100 days Ø volume 100 days (pcs.)	19.69778 HUF (0)
Ø price 250 days Ø volume 250 days (pcs.)	19.25295 HUF (0)
YTD High date	20.80074 HUF (2024/06/21)
YTD Low date	18.29274 HUF (2024/01/17)
52 Weeks High date	20.80074 HUF (2024/06/21)
52 Weeks Low date	18.29274 HUF (2024/01/17)

Recent research

on instrument	on market		
Date		Headline	Download
2024/07/30	  	The economy shrank in the second quarter	
2024/07/30	  	Huge negative surprise for the second quarter	
2024/07/29	  	Flash 2Q24 GDP estimate and July's inflation	
2024/07/25	  	CEE Special Report Can we work more for longer?	
2024/07/23	  	Improved risk assessment enabled a rate cut in Jul...	