

SOUTH AFRICAN RAND / HUNGARIAN FORINT (ZAR/HUF)

2024/07/08 10:00:39

Price

19.93343 HUF1 ZAR = 19.93343 HUF
1 HUF = 0.05017 ZAR

Difference

 -0.29%
(-0.06)

General attributes

Exchange rate

-

Exchange

over the counter World

Security type

Currency

Market data

Open

19.98655 HUF

High

19.98954 HUF

Performance and Risk

	6m	1Y	3Y
Perf (%)	+8.06%	+7.60%	-5.47%
Perf (abs.)	+1.49	+1.41	-1.16
Beta	-	-	-
Volatility	10.15	10.85	12.87

Futures and Options

Related Futures

-

Related Options

-












5Y

Please pay attention to currency units, monitor purchase and sale prices. Some currencies are quoted in other units.
Source: FactSet

Price data

Ø price 5 days Ø volume 5 days (pcs.)	19.89921 HUF (0)
Ø price 30 days Ø volume 30 days (pcs.)	20.09648 HUF (0)
Ø price 100 days Ø volume 100 days (pcs.)	19.60219 HUF (0)
Ø price 250 days Ø volume 250 days (pcs.)	19.17951 HUF (0)
YTD High date	20.80074 HUF (2024/06/21)
YTD Low date	18.29274 HUF (2024/01/17)
52 Weeks High date	20.80074 HUF (2024/06/21)
52 Weeks Low date	18.29274 HUF (2024/01/17)

Recent research

on instrument	on market		
Date		Headline	Download
2024/07/08		Central bank meeting in Serbia and June's inflatio...	
2024/07/05		Industry surprised to the downside	
2024/07/05		From a distance, it is beautiful	
2024/07/05		Moderate increase in retail sales	
2024/07/03		Global Strategy 3Q 2024	