


# SWEDISH KRONA / HUNGARIAN FORINT (SEK/HUF)

2024/05/07 15:00:42

**Price**  
**33.32105** HUF

1 SEK = 33.32105 HUF  
1 HUF = 0.03001 SEK

**Difference**  **-0.15%**  
**(-0.05)**

### General attributes

**Exchange rate** -  
**Exchange** over the counter World  
**Security type** Currency

### Market data

**Open** 33.34968 HUF  
**High** 33.36677 HUF

### Performance and Risk

	6m	1Y	3Y
<b>Perf (%)</b>	+2.99%	+0.67%	-5.32%
<b>Perf (abs.)</b>	+0.97	+0.22	-1.87
<b>Beta</b>	-	-	-
<b>Volatility</b>	6.66	7.72	9.38

### Futures and Options

**Related Futures** -  
**Related Options** -

5Y










Please pay attention to currency units, monitor purchase and sale prices. Some currencies are quoted in other units.  
Source: FactSet

### Price data

Ø price 5 days   Ø volume 5 days (pcs.)	33.40041 HUF (0)
Ø price 30 days   Ø volume 30 days (pcs.)	33.69514 HUF (0)
Ø price 100 days   Ø volume 100 days (pcs.)	34.31136 HUF (0)
Ø price 250 days   Ø volume 250 days (pcs.)	33.69815 HUF (0)
<b>YTD High   date</b>	35.73502 HUF (2024/03/12)
<b>YTD Low   date</b>	33.18230 HUF (2024/04/30)
<b>52 Weeks High   date</b>	35.73502 HUF (2024/03/12)
<b>52 Weeks Low   date</b>	31.35476 HUF (2023/06/27)

### Recent research

on instrument	on market		
Date		Headline	Download
2024/05/07		Massive surprise to the upside	
2024/05/06		Unfavorable factors behind the shiny figure	
2024/05/06		Mixed data on retail sales and industrial output	
2024/04/30		Economy revived in the first quarter	
2024/04/29		Focus on GDP data and central bank meeting in Czec...	