


ICELAND KRONA / HUNGARIAN FORINT (ISK/HUF)

2024/07/31 20:00:41

Price
2.63327 HUF
 1 ISK = 2.63327 HUF
 1 HUF = 0.37976 ISK

Difference  **-0.31%**
 (-0.01)

General attributes

Exchange rate -
Exchange over the counter World
Security type Currency

Market data

Open 2.64228 HUF
High 2.64748 HUF

Performance and Risk

| | 6m | 1Y | 3Y |
|--------------------|--------|--------|--------|
| Perf (%) | +1.48% | -0.12% | +7.94% |
| Perf (abs.) | +0.04 | +0.00 | +0.19 |
| Beta | - | - | - |
| Volatility | 7.09 | 8.31 | 11.02 |

Futures and Options

Related Futures -
Related Options -

5Y













Please pay attention to currency units, monitor purchase and sale prices. Some currencies are quoted in other units.
 Source: FactSet

Price data

| | |
|---|--------------------------|
| Ø price 5 days Ø volume 5 days (pcs.) | 2.61731 HUF (0) |
| Ø price 30 days Ø volume 30 days (pcs.) | 2.62337 HUF (0) |
| Ø price 100 days Ø volume 100 days (pcs.) | 2.61291 HUF (0) |
| Ø price 250 days Ø volume 250 days (pcs.) | 2.59767 HUF (0) |
| YTD High date | 2.69090 HUF (2024/03/14) |
| YTD Low date | 2.49604 HUF (2024/01/08) |
| 52 Weeks High date | 2.73207 HUF (2023/08/03) |
| 52 Weeks Low date | 2.41401 HUF (2023/11/14) |

Recent research

| on instrument | on market | | |
|---------------|---|---|----------|
| Date | Headline | | Download |
| 2024/07/30 |  The economy shrank in the second quarter |  | |
| 2024/07/30 |  Huge negative surprise for the second quarter |  | |
| 2024/07/29 |  Flash 2Q24 GDP estimate and July's inflation |  | |
| 2024/07/25 |  CEE Special Report Can we work more for longer? |  | |
| 2024/07/23 |  Improved risk assessment enabled a rate cut in Jul... |  | |