

## SOUTH AFRICAN RAND / CROATIAN KUNA (ZAR/HRK)

2024/09/03 06:00:42

Price

**0.38111** HRK

1 ZAR = 0.38111 HRK

1 HRK = 2.62391 ZAR

Difference

 -0.30%  
(-0.00)

## General attributes

Exchange rate

-

Exchange

over the counter World

Security type

Currency

## Market data

Open

0.38202 HRK

High

0.38225 HRK

## Performance and Risk

	6m	1Y	3Y
Perf (%)	+5.00%	+2.82%	-12.60%
Perf (abs.)	+0.02	+0.01	-0.06
Beta	-	-	-
Volatility	8.94	9.24	10.75

## Futures and Options

Related Futures

-

Related Options

-











5Y

Please pay attention to currency units, monitor purchase and sale prices. Some currencies are quoted in other units.  
Source: FactSet

## Price data

Ø price 5 days   Ø volume 5 days (pcs.)	0.38296 HRK (0)
Ø price 30 days   Ø volume 30 days (pcs.)	0.37940 HRK (0)
Ø price 100 days   Ø volume 100 days (pcs.)	0.38020 HRK (0)
Ø price 250 days   Ø volume 250 days (pcs.)	0.37464 HRK (0)
YTD High   date	0.39425 HRK (2024/06/21)
YTD Low   date	0.35925 HRK (2024/02/26)
52 Weeks High   date	0.39425 HRK (2024/06/21)
52 Weeks Low   date	0.35925 HRK (2024/02/26)

## Recent research

on instrument	on market		
Date		Headline	Download
2024/09/02		More 2Q24 GDP structure and monthly data on 3Q24 p...	
2024/08/30		August inflation landing below 2% mark	
2024/08/27		2Q24 GDP growth landed at 3.3% y/y	
2024/08/26		Glance at GDP structure and August's inflation	
2024/08/19		Poland's monthly data as tipping point for upward ...	