

SOUTH AFRICAN RAND / CROATIAN KUNA (ZAR/HRK)

2024/07/27 10:00:05

Price

0.37918 HRK

1 ZAR = 0.37918 HRK

1 HRK = 2.63727 ZAR

Difference

 0.07%
(0.00)

General attributes

Exchange rate

-

Exchange

over the counter World

Security type

Currency

Market data

Open

0.37918 HRK

High

0.37918 HRK

Performance and Risk

	6m	1Y	3Y
Perf (%)	+2.54%	-1.91%	-11.75%
Perf (abs.)	+0.01	-0.01	-0.05
Beta	-	-	-
Volatility	9.01	9.71	10.79

Futures and Options

Related Futures

-

Related Options

-

5Y






















Please pay attention to currency units, monitor purchase and sale prices. Some currencies are quoted in other units.
Source: FactSet

Price data

Ø price 5 days Ø volume 5 days (pcs.)	0.37863 HRK (0)
Ø price 30 days Ø volume 30 days (pcs.)	0.38184 HRK (0)
Ø price 100 days Ø volume 100 days (pcs.)	0.37917 HRK (0)
Ø price 250 days Ø volume 250 days (pcs.)	0.37323 HRK (0)
YTD High date	0.39425 HRK (2024/06/21)
YTD Low date	0.35925 HRK (2024/02/26)
52 Weeks High date	0.39425 HRK (2024/06/21)
52 Weeks Low date	0.35760 HRK (2023/08/15)

Recent research

on instrument	on market		
Date		Headline	Download
2024/07/25	  	CEE Special Report Can we work more for longer?	
2024/07/22	  	Will Hungarian central bank pause or continue with...	
2024/07/15	  	Data mix in the week to come	
2024/07/08	  	Central bank meeting in Serbia and June's inflatio...	
2024/07/03	  	Global Strategy 3Q 2024	