

SOUTH AFRICAN RAND / CROATIAN KUNA (ZAR/HRK)

2024/04/19 16:00:42

Price

0.36906 HRK

1 ZAR = 0.36906 HRK

1 HRK = 2.70962 ZAR

Difference

 -0.27%
(-0.00)

General attributes

Exchange rate

-

Exchange

over the counter World

Security type

Currency

Market data

Open

0.36975 HRK

High

0.36975 HRK

Performance and Risk

	6m	1Y	3Y
Perf (%)	-1.83%	-2.20%	-16.36%
Perf (abs.)	-0.01	-0.01	-0.07
Beta	-	-	-
Volatility	8.69	10.03	10.70

Futures and Options

Related Futures

-

Related Options

-












5Y

Please pay attention to currency units, monitor purchase and sale prices. Some currencies are quoted in other units.
Source: FactSet

Price data

Ø price 5 days Ø volume 5 days (pcs.)	0.37260 HRK (0)
Ø price 30 days Ø volume 30 days (pcs.)	0.37126 HRK (0)
Ø price 100 days Ø volume 100 days (pcs.)	0.36861 HRK (0)
Ø price 250 days Ø volume 250 days (pcs.)	0.37114 HRK (0)
YTD High date	0.37805 HRK (2024/04/12)
YTD Low date	0.35925 HRK (2024/02/26)
52 Weeks High date	0.38904 HRK (2023/07/25)
52 Weeks Low date	0.35473 HRK (2023/05/26)

Recent research

on instrument	on market		
Date		Headline	Download
2024/04/18		HDZ relative winner of elections	
2024/04/18		Polls largely confirmed	
2024/04/15		Croatia Special Report What's behind Croatia's e...	
2024/04/15		Parliamentary elections in Croatia	
2024/04/11		Less aggressive monetary easing to come	