

## SOUTH AFRICAN RAND / CROATIAN KUNA (ZAR/HRK)

2023/03/20 13:00:42

Price

**0.38124** HRK

1 ZAR = 0.38124 HRK

1 HRK = 2.62305 ZAR

Difference

 -1.19%  
(-0.00)

## General attributes

Exchange rate

-

Exchange

over the counter World

Security type

Currency

## Market data

Open

0.38509 HRK

High

0.38509 HRK

## Performance and Risk

	6m	1Y	3Y
Perf (%)	-9.05%	-15.80%	-5.81%
Perf (abs.)	-0.04	-0.07	-0.02
Beta	-	-	-
Volatility	10.59	11.40	11.92

## Futures and Options

Related Futures

-

Related Options

-












5Y

Please pay attention to currency units, monitor purchase and sale prices. Some currencies are quoted in other units.  
Source: FactSet

## Price data

Ø price 5 days   Ø volume 5 days (pcs.)	0.38566 HRK (0)
Ø price 30 days   Ø volume 30 days (pcs.)	0.38806 HRK (0)
Ø price 100 days   Ø volume 100 days (pcs.)	0.40275 HRK (0)
Ø price 250 days   Ø volume 250 days (pcs.)	0.42112 HRK (0)
YTD High   date	0.42296 HRK (2023/01/04)
YTD Low   date	0.38248 HRK (2023/03/17)
52 Weeks High   date	0.48218 HRK (2022/04/13)
52 Weeks Low   date	0.38248 HRK (2023/03/17)

## Recent research

on instrument	on market		
Date		Headline	Download
2023/03/20		A pause in data flow	
2023/03/13		February's inflation footprints in focus	
2023/03/10		Croatia   Uncertainty remains, but risk profile lo...	
2023/03/06		Data mix: GDP, retail, industry, inflation, trade ...	
2023/02/28		2022 GDP growth landing at 6.3%, risk looking more...	