


# NEW ZEALAND DOLLAR / CROATIAN KUNA (NZD/HRK)

2024/09/03 06:00:42

5Y

**Price**  
**4.22425** HRK  
 1 NZD = 4.22425 HRK  
 1 HRK = 0.23673 NZD

**Difference**  **-0.35%**  
 (-0.01)

**General attributes**

**Exchange rate** -  
**Exchange** over the counter World  
**Security type** Currency

**Market data**

**Open** 4.24328 HRK  
**High** 4.24328 HRK

**Performance and Risk**

	6m	1Y	3Y
<b>Perf (%)</b>	-0.33%	+2.00%	-5.55%
<b>Perf (abs.)</b>	-0.01	+0.08	-0.25
<b>Beta</b>	-	-	-
<b>Volatility</b>	5.31	5.60	7.23

**Futures and Options**

**Related Futures** -  
**Related Options** -












Please pay attention to currency units, monitor purchase and sale prices. Some currencies are quoted in other units.  
 Source: FactSet

**Price data**

Ø price 5 days   Ø volume 5 days (pcs.)	4.25763 HRK (0)
Ø price 30 days   Ø volume 30 days (pcs.)	4.17199 HRK (0)
Ø price 100 days   Ø volume 100 days (pcs.)	4.21967 HRK (0)
Ø price 250 days   Ø volume 250 days (pcs.)	4.22885 HRK (0)
<b>YTD High   date</b>	4.33027 HRK (2024/06/13)
<b>YTD Low   date</b>	4.06824 HRK (2024/08/05)
<b>52 Weeks High   date</b>	4.33216 HRK (2023/12/20)
<b>52 Weeks Low   date</b>	4.06824 HRK (2024/08/05)

**Recent research**

on instrument	on market		
Date		Headline	Download
2024/09/02		More 2Q24 GDP structure and monthly data on 3Q24 p...	
2024/08/30		August inflation landing below 2% mark	
2024/08/27		2Q24 GDP growth landed at 3.3% y/y	
2024/08/26		Glance at GDP structure and August's inflation	
2024/08/19		Poland's monthly data as tipping point for upward ...	