

CHINESE YUAN RENMINBI / CROATIAN KUNA (CNY/HRK)

2024/07/17 15:00:10

Price

0.94873 HRK1 CNY = 0.94873 HRK
1 HRK = 1.05404 CNY

Difference

 -0.26%
(-0.00)

General attributes

Exchange rate -

Exchange over the counter World

Security type Currency

Market data

Open 0.95110 HRK

High 0.95119 HRK

Performance and Risk

| | 6m | 1Y | 3Y |
|-------------|--------|--------|--------|
| Perf (%) | -1.28% | +1.20% | -2.85% |
| Perf (abs.) | -0.01 | +0.01 | -0.03 |
| Beta | - | - | - |
| Volatility | 4.48 | 5.32 | 6.42 |

Futures and Options

Related Futures -

Related Options -

5Y













Please pay attention to currency units, monitor purchase and sale prices. Some currencies are quoted in other units.
Source: FactSet

Price data

| | |
|---|--------------------------|
| Ø price 5 days Ø volume 5 days (pcs.) | 0.95231 HRK (0) |
| Ø price 30 days Ø volume 30 days (pcs.) | 0.96291 HRK (0) |
| Ø price 100 days Ø volume 100 days (pcs.) | 0.96546 HRK (0) |
| Ø price 250 days Ø volume 250 days (pcs.) | 0.96545 HRK (0) |
| YTD High date | 0.98146 HRK (2024/04/16) |
| YTD Low date | 0.95059 HRK (2024/07/15) |
| 52 Weeks High date | 0.98681 HRK (2023/10/04) |
| 52 Weeks Low date | 0.92920 HRK (2023/07/19) |

Recent research

on market

| Date | Headline | Download |
|------------|--|---|
| 2024/07/17 |  Ranní restart |  |
| 2024/07/16 |  Ranní restart: bydlení v ČR, násilí a kabely |  |
| 2024/07/15 |  Ranní restart: atentát, sjezd a polarizace |  |
| 2024/07/15 |  Data mix in the week to come |  |
| 2024/07/12 |  Ranní restart |  |