


HONGKONG-DOLLAR / CROATIAN KUNA (HKD/HRK)

2024/05/03 18:00:42

Price
0.89576 HRK

1 HKD = 0.89576 HRK
 1 HRK = 1.11637 HKD

Difference  **-0.34%**
 (-0.00)

General attributes

Exchange rate -
Exchange over the counter World
Security type Currency

Market data

Open 0.89889 HRK
High 0.89889 HRK

Performance and Risk

	6m	1Y	3Y
Perf (%)	-0.90%	+3.05%	+10.83%
Perf (abs.)	-0.01	+0.03	+0.09
Beta	-	-	-
Volatility	5.28	5.47	6.86

Futures and Options

Related Futures -
Related Options -












5Y

Please pay attention to currency units, monitor purchase and sale prices. Some currencies are quoted in other units.
 Source: FactSet

Price data

Ø price 5 days Ø volume 5 days (pcs.)	0.89971 HRK (0)
Ø price 30 days Ø volume 30 days (pcs.)	0.89824 HRK (0)
Ø price 100 days Ø volume 100 days (pcs.)	0.89215 HRK (0)
Ø price 250 days Ø volume 250 days (pcs.)	0.89368 HRK (0)
YTD High date	0.90727 HRK (2024/04/16)
YTD Low date	0.87353 HRK (2024/01/02)
52 Weeks High date	0.92048 HRK (2023/10/03)
52 Weeks Low date	0.85650 HRK (2023/07/18)

Recent research

on instrument	on market		Download
Date		Headline	
2024/04/30		Inflation down to 3.7% y/y in April	
2024/04/29		Focus on GDP data and central bank meeting in Czec...	
2024/04/23		CEE Special Report Strong growth in CEE economie...	
2024/04/21		Hungarian central bank to cut rates further	
2024/04/18		HDZ relative winner of elections	