


HONGKONG-DOLLAR / CROATIAN KUNA (HKD/HRK)

2024/04/20 00:00:12

Price
0.90284 HRK

1 HKD = 0.90284 HRK
1 HRK = 1.10761 HKD

Difference  **-0.15%**
(-0.00)

General attributes

Exchange rate -
Exchange over the counter World
Security type Currency

Market data

Open 0.90416 HRK
High 0.90661 HRK

Performance and Risk

	6m	1Y	3Y
Perf (%)	-0.82%	+3.01%	+11.40%
Perf (abs.)	-0.01	+0.03	+0.09
Beta	-	-	-
Volatility	5.54	5.53	6.87

Futures and Options

Related Futures -
Related Options -












5Y

Please pay attention to currency units, monitor purchase and sale prices. Some currencies are quoted in other units.
Source: FactSet

Price data

Ø price 5 days Ø volume 5 days (pcs.)	0.90409 HRK (0)
Ø price 30 days Ø volume 30 days (pcs.)	0.89455 HRK (0)
Ø price 100 days Ø volume 100 days (pcs.)	0.88986 HRK (0)
Ø price 250 days Ø volume 250 days (pcs.)	0.89288 HRK (0)
YTD High date	0.90727 HRK (2024/04/16)
YTD Low date	0.87353 HRK (2024/01/02)
52 Weeks High date	0.92048 HRK (2023/10/03)
52 Weeks Low date	0.85650 HRK (2023/07/18)

Recent research

on instrument	on market		
Date		Headline	Download
2024/04/18		HDZ relative winner of elections	
2024/04/18		Polls largely confirmed	
2024/04/15		Croatia Special Report What's behind Croatia's e...	
2024/04/15		Parliamentary elections in Croatia	
2024/04/11		Less aggressive monetary easing to come	