

HONGKONG-DOLLAR / CROATIAN KUNA (HKD/HRK)

2023/03/22 15:00:42

Price

0.89048 HRK

1 HKD = 0.89048 HRK
1 HRK = 1.12298 HKD

Difference

 -0.15%
(-0.00)

General attributes

Exchange rate -
Exchange over the counter World
Security type Currency

Market data

Open 0.89151 HRK
High 0.89191 HRK

Performance and Risk

	6m	1Y	3Y
Perf (%)	-8.44%	+1.58%	-2.72%
Perf (abs.)	-0.08	+0.01	-0.02
Beta	-	-	-
Volatility	9.18	8.80	6.96

Futures and Options

Related Futures -
Related Options -












5Y

Please pay attention to currency units, monitor purchase and sale prices. Some currencies are quoted in other units.
Source: FactSet

Price data

Ø price 5 days Ø volume 5 days (pcs.)	0.89843 HRK (0)
Ø price 30 days Ø volume 30 days (pcs.)	0.90284 HRK (0)
Ø price 100 days Ø volume 100 days (pcs.)	0.90104 HRK (0)
Ø price 250 days Ø volume 250 days (pcs.)	0.93167 HRK (0)
YTD High date	0.91973 HRK (2023/01/06)
YTD Low date	0.87189 HRK (2023/02/02)
52 Weeks High date	1.00444 HRK (2022/09/28)
52 Weeks Low date	0.86564 HRK (2022/03/31)

Recent research

on instrument	on market		
Date	Headline		Download
2023/03/20	 A pause in data flow		
2023/03/13	 February's inflation footprints in focus		
2023/03/10	 Croatia Uncertainty remains, but risk profile lo...		
2023/03/06	 Data mix: GDP, retail, industry, inflation, trade ...		
2023/02/28	 2022 GDP growth landing at 6.3%, risk looking more...		