


NORWEGIAN KRONER / CROATIAN KUNA (NOK/HRK)

2024/05/02 17:00:42

Price
0.63734 HRK

1 NOK = 0.63734 HRK
1 HRK = 1.56901 NOK

Difference  **-0.04%**
(-0.00)

General attributes

Exchange rate -
Exchange over the counter World
Security type Currency

Market data

Open 0.63809 HRK
High 0.63809 HRK

Performance and Risk

	6m	1Y	3Y
Perf (%)	-0.07%	-0.25%	-15.83%
Perf (abs.)	+0.00	+0.00	-0.12
Beta	-	-	-
Volatility	7.14	7.87	8.12

Futures and Options

Related Futures -
Related Options -

5Y












Please pay attention to currency units, monitor purchase and sale prices. Some currencies are quoted in other units.
Source: FactSet

Price data

Ø price 5 days Ø volume 5 days (pcs.)	0.63814 HRK (0)
Ø price 30 days Ø volume 30 days (pcs.)	0.64447 HRK (0)
Ø price 100 days Ø volume 100 days (pcs.)	0.65404 HRK (0)
Ø price 250 days Ø volume 250 days (pcs.)	0.65300 HRK (0)
YTD High date	0.67242 HRK (2024/01/02)
YTD Low date	0.63511 HRK (2024/05/01)
52 Weeks High date	0.67890 HRK (2023/07/25)
52 Weeks Low date	0.62609 HRK (2023/05/31)

Recent research

on instrument	on market		
Date		Headline	Download
2024/04/30		Inflation down to 3.7% y/y in April	
2024/04/29		Focus on GDP data and central bank meeting in Czec...	
2024/04/23		CEE Special Report Strong growth in CEE economie...	
2024/04/21		Hungarian central bank to cut rates further	
2024/04/18		HDZ relative winner of elections	