

SOUTH AFRICAN RAND / BULGARIAN NEW LEW (ZAR/BGN)

2024/07/17 18:00:38

Price

0.09801 BGN

1 ZAR = 0.09801 BGN

1 BGN = 10.20260 ZAR

Difference

 -1.39%
(-0.00)

General attributes

Exchange rate -

Exchange over the counter World

Security type Currency

Market data

Open 0.09946 BGN

High 0.09946 BGN

Performance and Risk

	6m	1Y	3Y
Perf (%)	+4.90%	+3.26%	-13.29%
Perf (abs.)	+0.00	+0.00	-0.02
Beta	-	-	-
Volatility	10.94	11.75	12.86

Futures and Options

Related Futures -

Related Options -

5Y












Please pay attention to currency units, monitor purchase and sale prices. Some currencies are quoted in other units.
Source: FactSet

Price data

Ø price 5 days Ø volume 5 days (pcs.)	0.09960 BGN (0)
Ø price 30 days Ø volume 30 days (pcs.)	0.10011 BGN (0)
Ø price 100 days Ø volume 100 days (pcs.)	0.09831 BGN (0)
Ø price 250 days Ø volume 250 days (pcs.)	0.09686 BGN (0)
YTD High date	0.10212 BGN (2024/06/23)
YTD Low date	0.09318 BGN (2024/02/23)
52 Weeks High date	0.10212 BGN (2024/06/23)
52 Weeks Low date	0.09274 BGN (2023/08/15)

Recent research

on market

Date	Headline	Download
2024/07/17	 Ranní restart	
2024/07/16	 Ranní restart: bydlení v ČR, násilí a kabely	
2024/07/15	 Ranní restart: atentát, sjezd a polarizace	
2024/07/15	 Data mix in the week to come	
2024/07/12	 Ranní restart	