

GLOBAL EMERGING MARKET CORPORATES (YTM)

ISIN: -

2024/07/22 14:00:00

Price
8.5210 %
Difference  **-0.01 (-1 Bp)**

General attributes
ISIN -
Symbol -.@US
Exchange over the counter USA
Security type Interest rate

Market data
Open 8.5210%
Close (prev. day) 8.5310%

Performance and Risk

	6m	1Y	3Y
Perf (%)	-9.41%	-11.67%	+67.31%
Perf (abs.)	-0.89	-1.13	+3.43
Beta	-	-	-
Volatility	7.23	8.90	10.63

Futures and Options
Related Futures -
Related Options -

5Y












Information about previous performance does not guarantee future performance.
 Source: FactSet

Price data

Ø price 5 days Ø volume 5 days (pcs.)	8.5262 \$\$\$ (0)
Ø price 30 days Ø volume 30 days (pcs.)	8.6577 \$\$\$ (0)
Ø price 100 days Ø volume 100 days (pcs.)	8.7358 \$\$\$ (0)
Ø price 250 days Ø volume 250 days (pcs.)	9.2455 \$\$\$ (0)
YTD High date	9.5580 \$\$\$ (2024/01/09)
YTD Low date	8.5210 \$\$\$ (2024/07/18)
52 Weeks High date	10.2660 \$\$\$ (2023/10/31)
52 Weeks Low date	8.5210 \$\$\$ (2024/07/18)

Recent research

on market		
Date	Headline	Download
2024/07/23	 Improved risk assessment enabled a rate cut in Jul...	
2024/07/23	 Dovish step from the central bank	
2024/07/23	 Ranní restart: Scholz, překvalifikovanost, mládí a...	
2024/07/22	 CEE Baltics Economic performance further diver...	
2024/07/22	 Ranní restart: Joe, bydlení, AI a jak uspět	