

XINYI GLASS HOLDINGS LTD.

15 minutes delayed

ISIN: **KYG9828G1082** WKN: -

Overview

2024/08/16 10:08:20 15 minutes delayed

Price

6.92 HKD

Difference  -0.14% (-0.01)

General attributes

ISIN KYG9828G1082

Symbol 868

Exchange Hong Kong Stock Exchange

Currency HKD

Sector Construction

Security type Stock

Market cap (m) 3,419 EUR

Benchmark MSCI WORLD INDEX (STRD, UHD)

Market data

Bid (Bid size) -

Ask (Ask size) -

Open 7.00 HKD

High 7.05 HKD

Low 6.88 HKD

Close (prev. day) 6.93 HKD

VWAP 6.941107 HKD

Volume (pcs) -

Trading volume -

Number of trades -

Last size -

Futures and Options

Related Futures -

Related Options -











5Y



Information about previous performance does not guarantee future performance.
Source: FactSet

Recent research

on sector

Date	Headline	Download
2024/08/12	 Global Equity Ratings	
2024/07/24	 Global Equity Ratings	
2024/07/12	 Global Equity Ratings	
2024/06/21	 Global Equity Ratings	
2024/06/14	 Global Equity Ratings	

Details

2024/08/16 10:08:20 15 minutes delayed

Price

6.92 HKD

Difference 📉 -0.14% (-0.01)

General attributes

ISIN	KYG9828G1082
Symbol	868
Exchange	Hong Kong Stock Exchange
Currency	HKD
Sector	Construction
Security type	Stock
Market cap (m)	3,419 EUR
Benchmark	MSCI WORLD INDEX (STRD, UHD)

Market data

Bid (Bid size)	-
Ask (Ask size)	-
Open	7.00 HKD
High	7.05 HKD
Low	6.88 HKD
Close (prev. day)	6.93 HKD
VWAP	6.941107 HKD
Volume (pcs)	-
Trading volume	-
Number of trades	-
Last size	-

Performance and Risk

	6m	1Y	3Y
Perf (%)	-3.35%	-38.98%	-75.72%
Perf (abs.)	-0.24	-4.42	-21.58
Beta	0.81	0.66	0.43
Volatility	46.62	44.22	45.71

5Y



Information about previous performance does not guarantee future performance.
Source: FactSet

Price data

Ø price 5 days Ø volume 5 days (pcs.)	7.13 HKD (-)
Ø price 30 days Ø volume 30 days (pcs.)	8.04 HKD (-)
Ø price 100 days Ø volume 100 days (pcs.)	8.67 HKD (-)
Ø price 250 days Ø volume 250 days (pcs.)	8.85 HKD (-)
YTD High date	10.64 HKD (2024/05/20)
YTD Low date	6.01 HKD (2024/02/14)
52 Weeks High date	12.26 HKD (2023/09/04)
52 Weeks Low date	6.01 HKD (2024/02/14)

All listings for XINYI GLASS HOLDINGS LTD.

Exchange	Date	Time	Price	Trading volume (mio.)	Number of trades
Tradegate	2024/08/16	13:17	0.8272 EUR	0.00	3
Stuttgart	2024/08/16	10:32	0.7924 EUR	0.00	3
Munich	2024/08/16	08:12	0.8374 EUR	0.00	1
Hong Kong Stock Exchange	2024/08/16	10:08	6.92 HKD	-	-
Frankfurt	2024/08/16	08:04	0.7816 EUR	0.00	1

	16						
FINRA other OTC Issues	2024/08/15	21:20	0.8572	USD	0.00		4
Duesseldorf	2024/08/16	12:30	0.7976	EUR	0.00		3
Berlin	2024/08/16	13:09	0.8144	EUR	0.00		4

Company profile

Company Logo



Company Profile

-

Contact Details

XINYI GLASS HLDGS

--

Fuk Hi Street Yuen Long Industrial Estate
New Territories 95-99 - Hong Kong

Telefon: +85 22673 3122

Fax: +85 22668 6178

E-mail: -