

SIMON PROPERTY GROUP INC.

ISIN: **US8288061091** WKN:
828806109

Overview

2022/07/01 22:00:01

Price

95.68 USD

Difference  0.80% (0.76)

General attributes

ISIN	US8288061091
Symbol	SPG
Exchange	NYSE
Currency	USD
Sector	Other
Security type	Stock
Market cap (m)	30,140 EUR
Benchmark	S&P 500

Market data

Bid (Bid size)	95.00 USD (100)
Ask (Ask size)	96.10 USD (100)
Open	94.35 USD
High	95.97 USD
Low	93.79 USD
Close (prev. day)	94.92 USD
VWAP	95.215189 USD
Volume (pcs)	1,709,191
Trading volume	162,661,025.35
Number of trades	29,660
Last size	223,513

Futures and Options











Related Futures	-
Related Options	-

5Y



Information about previous performance does not guarantee future performance.
Source: FactSet

Recent research

on sector		on market	
Date		Headline	Download
2022/06/29		Global Equity Ratings	
2022/05/25		Global Equity Ratings	
2022/05/04		Global Equity Ratings	
2022/04/27		České shrnutí reportu na CTP	
2022/04/27		Global Equity Ratings	

Details

2022/07/01 22:00:01

Price

95.68 USD

Difference ▲ 0.80% (0.76)

General attributes

ISIN	US8288061091
Symbol	SPG
Exchange	NYSE
Currency	USD
Sector	Other
Security type	Stock
Market cap (m)	30,140 EUR
Benchmark	S&P 500

Market data

Bid (Bid size)	95.00 USD (100)
Ask (Ask size)	96.10 USD (100)
Open	94.35 USD
High	95.97 USD
Low	93.79 USD
Close (prev. day)	94.92 USD
VWAP	95.215189 USD
Volume (pcs)	1,709,191
Trading volume	162,661,025.35
Number of trades	29,660
Last size	223,513

Performance and Risk

	6m	1Y	3Y
Perf (%)	-40.11%	-27.26%	-39.69%
Perf (abs.)	-64.09	-35.86	-62.96
Beta	0.93	1.09	1.37
Volatility	34.10	33.10	58.65

5Y



Information about previous performance does not guarantee future performance.
Source: FactSet

Price data

Ø price 5 days Ø volume 5 days (pcs.)	97.45 USD (1,995,798)
Ø price 30 days Ø volume 30 days (pcs.)	103.67 USD (2,454,750)
Ø price 100 days Ø volume 100 days (pcs.)	122.13 USD (2,278,926)
Ø price 250 days Ø volume 250 days (pcs.)	134.97 USD (2,154,583)
YTD High date	165.83 USD (2022/01/05)
YTD Low date	93.20 USD (2022/06/30)
52 Weeks High date	171.12 USD (2021/11/18)
52 Weeks Low date	93.20 USD (2022/06/30)

All listings for SIMON PROPERTY GROUP INC.

Exchange	Date	Time	Price	Trading volume (mio.)	Number of trades
Vienna Stock Exchange	2022/07/04	17:32	91.97 EUR	0.00	2
Tradegate	2022/07/04	22:26	92.00 EUR	0.02	11
Stuttgart	2022/07/04	08:01	90.79 EUR	0.00	3
NYSE	2022/07/01	22:00	95.68 USD	162.66	29,660
Munich	2022/07/04	08:00	90.82 EUR	0.00	1

	04					
London Stock Exchange	2022/06/01	17:24	110.51 USD	0.00		1
Hanover	2022/07/04	08:01	90.87 EUR	0.00		1
Frankfurt	2022/07/04	09:16	90.89 EUR	0.00		1
Duesseldorf	2022/07/04	19:31	91.52 EUR	0.00		24
Berlin	2022/07/04	08:08	90.87 EUR	0.00		1

Company profile

Company Logo



Contact Details

SIMON PROPERTY GROUP INC.

--

West Washington Street 225 46204
Indianapolis, IN

Telefon: +1-317-6361600

Fax: +1-317-6857222

E-mail: IRContact@simon.com

Company Profile

-

Members of Management Board

Daniel Smith Member of Board of Directors

Karen Horn Member of Board of Directors

Al Hubbard Member of Board of Directors

Gary Rodkin Member of Board of Directors

Glyn Aepfel Member of Board of Directors

Herbert Simon Member of Board of Directors

J. Smith Member of Board of Directors

Larry Glasscock Member of Board of Directors

Marta Stewart Member of Board of Directors

Peggy Roe Member of Board of Directors

Reuben Leibowitz Member of Board of Directors

Richard Sokolov Member of Board of Directors

Stefan Selig Member of Board of Directors

David Simon Chairman of Managing Board

Alexander L. Snyder Member of Executive Committee

Brian McDade Member of Executive Committee

John Rulli Member of Executive Committee

Steven E. Fivel Member of Executive Committee