

SIMON PROPERTY GROUP INC.

ISIN: **US8288061091** WKN:
828806109

Overview

2022/05/20 22:00:02

Price
108.84 USD

Difference  -1.09% (-1.20)

General attributes

ISIN	US8288061091
Symbol	SPG
Exchange	NYSE
Currency	USD
Sector	Other
Security type	Stock
Market cap (m)	33,811 EUR
Benchmark	S&P 500

Market data

Bid (Bid size)	108.86 USD (100)
Ask (Ask size)	109.50 USD (1,000)
Open	111.00 USD
High	111.195 USD
Low	105.72 USD
Close (prev. day)	110.04 USD
VWAP	108.072571 USD
Volume (pcs)	3,296,761
Trading volume	356,085,281.64
Number of trades	50,013
Last size	266,418

Futures and Options











Related Futures	-
Related Options	-

5Y



Information about previous performance does not guarantee future performance.
Source: FactSet

Recent research

on sector		on market	
Date		Headline	Download
2022/05/04		Global Equity Ratings	
2022/04/27		České shrnutí reportu na CTP	
2022/04/27		Global Equity Ratings	
2022/04/14		Global Equity Ratings	
2022/03/29		Global Equity Ratings	

Details

2022/05/20 22:00:02

Price

108.84 USD

Difference  -1.09% (-1.20)

General attributes

ISIN	US8288061091
Symbol	SPG
Exchange	NYSE
Currency	USD
Sector	Other
Security type	Stock
Market cap (m)	33,811 EUR
Benchmark	S&P 500

Market data

Bid (Bid size)	108.86 USD (100)
Ask (Ask size)	109.50 USD (1,000)
Open	111.00 USD
High	111.195 USD
Low	105.72 USD
Close (prev. day)	110.04 USD
VWAP	108.072571 USD
Volume (pcs)	3,296,761
Trading volume	356,085,281.64
Number of trades	50,013
Last size	266,418

Performance and Risk

	6m	1Y	3Y
Perf (%)	-34.72%	-11.20%	-36.19%
Perf (abs.)	-57.90	-13.73	-61.72
Beta	1.05	1.15	1.38
Volatility	34.84	32.39	58.35

5Y




Information about previous performance does not guarantee future performance.
Source: FactSet

Price data

Ø price 5 days Ø volume 5 days (pcs.)	114.04 USD (2,254,884)
Ø price 30 days Ø volume 30 days (pcs.)	121.94 USD (2,125,534)
Ø price 100 days Ø volume 100 days (pcs.)	136.21 USD (2,150,908)
Ø price 250 days Ø volume 250 days (pcs.)	138.12 USD (2,144,559)
YTD High date	165.83 USD (2022/01/05)
YTD Low date	105.72 USD (2022/05/20)
52 Weeks High date	171.12 USD (2021/11/18)
52 Weeks Low date	105.72 USD (2022/05/20)

All listings for SIMON PROPERTY GROUP INC.

Exchange 	Date	Time	Price	Trading volume (mio.)	Number of trades
Vienna Stock Exchange	2022/05/20	17:32	102.22 EUR	0.00	2
Tradegate	2022/05/20	22:26	103.12 EUR	0.06	29
Stuttgart	2022/05/20	12:51	104.44 EUR	0.00	8
NYSE	2022/05/20	22:00	108.84 USD	356.09	50,013
Munich	2022/05/20	08:00	104.02 EUR	0.00	1

	20						
London Stock Exchange	2021/11/03	17:09	162.64 USD	0.01		1	
Hanover	2022/05/20	08:01	104.16 EUR	0.00		1	
Frankfurt	2022/05/20	09:56	104.48 EUR	0.01		2	
Duesseldorf	2022/05/20	19:30	100.08 EUR	0.00		23	
Berlin	2022/05/20	08:08	104.04 EUR	0.00		1	

Company profile

Company Logo



Contact Details

SIMON PROPERTY GROUP INC.

--

West Washington Street 225 46204
Indianapolis, IN

Telefon: +1-317-6361600

Fax: +1-317-6857222

E-mail: IRContact@simon.com

Company Profile

-

Members of Management Board

Daniel Smith	Member of Board of Directors
Karen Horn	Member of Board of Directors
Al Hubbard	Member of Board of Directors
Gary Rodkin	Member of Board of Directors
Glyn Aepfel	Member of Board of Directors
Herbert Simon	Member of Board of Directors
J. Smith	Member of Board of Directors
Larry Glasscock	Member of Board of Directors
Marta Stewart	Member of Board of Directors
Peggy Roe	Member of Board of Directors
Reuben Leibowitz	Member of Board of Directors
Richard Sokolov	Member of Board of Directors
Stefan Selig	Member of Board of Directors
David Simon	Chairman of Managing Board
Alexander L. Snyder	Member of Executive Committee
Brian McDade	Member of Executive Committee
John Rulli	Member of Executive Committee
Steven E. Fivel	Member of Executive Committee