

# MEXICO IPC INDEX

ISIN: **PSIBME000000**

WKN: -

## Overview

2020/07/10 22:10:00

Price

**36,456.72** MXNDifference  -0.94% (-345.74)

### General attributes

ISIN	PSIBME000000
Symbol	-
Country	Mexico
Instruments in index	-
Type of index	-
Security type	Index

### Market data

Open	36,456.72 MXN
High	36,456.72 MXN
Low	36,456.72 MXN
Close (prev. day)	36,802.46 MXN
Trading volume (m)	-
Volume (pcs)	-

### Futures and Options

Related Futures	-
Related Options	-

5Y






Information about previous performance does not guarantee future performance.

Source: FactSet

### Recent research

on market

Date	Headline	Download
2020/06/23	 Global Equity Ratings	
2020/06/19	 Global Strategy Q3 2020	
2020/06/08	 Outbreak of COVID-19 adds to overall worries	
2020/06/05	 Global Equity Ratings	
2020/05/29	 Global Equity Ratings	

## Details

2020/07/10 22:10:00

Price

**36,456.72** MXNDifference  -0.94% (-345.74)

## General attributes

ISIN PSIBME000000

Symbol -

Country Mexico

Security type Index

Instruments in index -

## Market data

Open 36,456.72 MXN

High 36,456.72 MXN

Low 36,456.72 MXN

Close (prev. day) 36,802.46 MXN

Trading volume (m) -

Volume (pcs) -

## Performance and Risk

	6m	1Y	3Y
Perf (%)	-17.41%	-13.90%	-26.53%
Perf (abs.)	-7,756.55	-5,940.37	-13,287.40
Beta	-	-	-
Volatility	30.23	23.57	17.80



Information about previous performance does not guarantee future performance.  
Source: FactSet

## Price data

Ø price 5 days   Ø volume 5 days (pcs.)	37,585.08 MXN (0)
Ø price 30 days   Ø volume 30 days (pcs.)	37,823.70 MXN (0)
Ø price 100 days   Ø volume 100 days (pcs.)	37,434.92 MXN (0)
Ø price 250 days   Ø volume 250 days (pcs.)	40,754.84 MXN (0)
YTD High   date	45,855.62 MXN (2020/01/20)
YTD Low   date	32,964.22 MXN (2020/03/23)
52 Weeks High   date	45,855.62 MXN (2020/01/20)
52 Weeks Low   date	32,964.22 MXN (2020/03/23)

## Composition

The composition is not available for this index.