

AUSTRIA ATX 5

ISIN: **AT0000634605** WKN: -

Overview

2024/09/18 17:50:01

Price

1,787.58 EURDifference  0.23% (4.03)

General attributes

ISIN AT0000634605

Symbol -

Country Austria

Instruments in index 5

Type of index -

Security type Index

Market data

Open 1,785.09 EUR

High 1,790.21 EUR

Low 1,781.36 EUR

Close (prev. day) 1,783.55 EUR

Trading volume (m) -

Volume (pcs) -

Top 5

| Name  | Price | + - (%)  | Trend  |
|--|-------|---|---|
| BAWAG GROU... | 69.95 | +0.65 |  |
| ERSTE GROU... | 47.89 | +0.55 |  |
| OMV AG | 36.64 | +0.38 |  |

Intraday 1W 1M 6m 1Y 3Y

Flop 5

| Name  | Price | + - (%)  | Trend  |
|--|-------|---|---|
| VERBUND AG | 74.05 | -0.74 |  |
| ANDRITZ AG | 62.00 | -0.24 |  |

Intraday 1W 1M 6m 1Y 3Y

Futures and Options

Related Futures 0

Related Options -

5Y












Information about previous performance does not guarantee future performance.

Source: FactSet

Recent research

on market

| Date | Headline | Download  |
|------------|---|--|
| 2024/09/18 |  Credit Markets Weekly |  |
| 2024/09/13 |  Austria Economy stagnates in 2024, inflation fur... |  |
| 2024/09/13 |  Week Ahead |  |
| 2024/09/12 |  ECB cuts further |  |
| 2024/09/11 |  Oberbank AG |  |

Details

2024/09/18 17:50:01

Price

1,787.58 EUR

Difference



0.23% (4.03)

General attributes

ISIN AT0000634605

Symbol -

Country Austria

Security type Index

Instruments in index 5

Market data

Open 1,785.09 EUR

High 1,790.21 EUR

Low 1,781.36 EUR

Close (prev. day) 1,783.55 EUR

Trading volume (m) -

Volume (pcs) -

Performance and Risk

| | 6m | 1Y | 3Y |
|-------------|---------|---------|---------|
| Perf (%) | +12.31% | +22.54% | +8.24% |
| Perf (abs.) | +195.97 | +328.76 | +136.05 |
| Beta | - | - | - |
| Volatility | 15.31 | 14.28 | 22.88 |



5Y











Information about previous performance does not guarantee future performance.

Source: FactSet

Price data

| | |
|---|---------------------------|
| Ø price 5 days Ø volume 5 days (pcs.) | 1,783.06 EUR (0) |
| Ø price 30 days Ø volume 30 days (pcs.) | 1,785.94 EUR (0) |
| Ø price 100 days Ø volume 100 days (pcs.) | 1,752.26 EUR (0) |
| Ø price 250 days Ø volume 250 days (pcs.) | 1,628.93 EUR (0) |
| YTD High date | 1,841.11 EUR (2024/09/02) |
| YTD Low date | 1,512.84 EUR (2024/01/17) |
| 52 Weeks High date | 1,841.11 EUR (2024/09/02) |
| 52 Weeks Low date | 1,399.83 EUR (2023/10/23) |

Composition

| Name  ISIN | Price | Diff %  Diff +/- | Performance  | Date Time | Turnover Pc.  Turnover Money  |
|--|-------|--|---|----------------------|--|
| ANDRITZ AG AT0000730007 | 62.00 | -0.24% -0.15 |  | 24/09/18 17:35:53 | 64,975 4,029,374.30 |
| BAWAG GROUP AG AT0000BAWAG2 | 69.95 | 0.65% 0.45 |  | 24/09/18 17:35:05 | 76,733 5,368,476.30 |
| ERSTE GROUP BANK AG AT0000652011 | 47.89 | 0.55% 0.26 |  | 24/09/18 17:35:02 | 377,438 18,051,499.45 |
| OMV AG AT0000743059 | 36.64 | 0.38% 0.14 |  | 24/09/18 17:35:22 | 330,864 12,115,919.62 |
| VERBUND AG AT0000746409 | 74.05 | -0.74% -0.55 |  | 24/09/18 17:35:16 | 82,802 6,133,431.30 |