

AUSTRIA ATX 5

ISIN: **AT0000634605** WKN: -

Overview

2024/07/17 17:50:01

Price

1,753.90 EURDifference  -0.48% (-8.45)

General attributes

ISIN AT0000634605

Symbol -

Country Austria

Instruments in index 5

Type of index -

Security type Index

Market data

Open 1,760.86 EUR

High 1,765.80 EUR

Low 1,753.90 EUR

Close (prev. day) 1,762.35 EUR

Trading volume (m) -

Volume (pcs) -

Top 5

Name 	Price	+ - (%) 	Trend 
VERBUND AG	75.65	+0.80	
ANDRITZ AG	56.20	+0.09	

Intraday 1W 1M 6m 1Y 3Y

Flop 5

Name 	Price	+ - (%) 	Trend 
ERSTE GROU...	46.48	-1.34	
BAWAG GROU...	65.40	-0.76	
OMV AG	39.22	-0.05	

Intraday 1W 1M 6m 1Y 3Y

Futures and Options

Related Futures 0

Related Options -

5Y



Information about previous performance does not guarantee future performance.

Source: FactSet

Recent research

on market

Date	Headline	Download 
2024/07/17	 Credit Markets Weekly	
2024/07/15	 CSSD market 1H 2024: Schuldschein market gives way...	
2024/07/15	 Bausparkasse Wuestenrot AG	
2024/07/12	 Week Ahead	
2024/07/10	 Credit Markets Weekly	

Details

2024/07/17 17:50:01

Price

1,753.90 EURDifference  -0.48% (-8.45)

General attributes

ISIN AT0000634605

Symbol -

Country Austria

Security type Index

Instruments in index 5

Market data

Open 1,760.86 EUR

High 1,765.80 EUR

Low 1,753.90 EUR

Close (prev. day) 1,762.35 EUR

Trading volume (m) -

Volume (pcs) -

Performance and Risk

	6m	1Y	3Y
Perf (%)	+15.30%	+25.00%	+14.16%
Perf (abs.)	+232.75	+350.79	+217.56
Beta	-	-	-
Volatility	13.36	13.47	22.81













5Y

Information about previous performance does not guarantee future performance.
Source: FactSet

Price data

Ø price 5 days Ø volume 5 days (pcs.)	1,762.34 EUR (0)
Ø price 30 days Ø volume 30 days (pcs.)	1,728.75 EUR (0)
Ø price 100 days Ø volume 100 days (pcs.)	1,683.38 EUR (0)
Ø price 250 days Ø volume 250 days (pcs.)	1,569.09 EUR (0)
YTD High date	1,799.86 EUR (2024/05/23)
YTD Low date	1,512.84 EUR (2024/01/17)
52 Weeks High date	1,799.86 EUR (2024/05/23)
52 Weeks Low date	1,397.23 EUR (2023/07/18)

Composition

Name  ISIN	Price	Diff %  Diff +/-	Performance 	Date Time	Turnover Pc.  Turnover Money 
ANDRITZ AG AT0000730007	56.20	0.09% 0.05		24/07/17 17:37:13	120,577 6,745,216.90
BAWAG GROUP AG AT0000BAWAG2	65.40	-0.76% -0.50		24/07/17 17:37:46	132,094 8,645,917.95
ERSTE GROUP BANK AG AT0000652011	46.48	-1.34% -0.63		24/07/17 17:35:13	593,877 27,707,600.98
OMV AG AT0000743059	39.22	-0.05% -0.02		24/07/17 17:35:26	208,099 8,160,103.50
VERBUND AG AT0000746409	75.65	0.80% 0.60		24/07/17 17:35:23	78,662 5,945,223.05