

## AUSTRIA ATX 5

ISIN: **AT0000634605** WKN: -

## Overview

2024/07/16 13:35:39

Price

**1,751.99** EURDifference  -0.34% (-6.06)

## General attributes

ISIN AT0000634605

Symbol -

Country Austria

Instruments in index 5

Type of index -

Security type Index

## Market data

Open 1,759.04 EUR

High 1,759.04 EUR

Low 1,744.13 EUR

Close (prev. day) 1,758.05 EUR

Trading volume (m) -

Volume (pcs) -

## Top 5

Name	Price	+ - (%)	Trend
BAWAG GROU...	66.10	+0.69	

Intraday	1W	1M	6m	1Y	3Y

## Flop 5

Name	Price	+ - (%)	Trend
OMV AG	38.90	-1.27	
VERBUND AG	74.50	-0.80	
ANDRITZ AG	56.15	-0.53	
ERSTE GROU...	46.65	-0.04	

Intraday	1W	1M	6m	1Y	3Y

## Futures and Options

Related Futures 0

Related Options -

5Y





Information about previous performance does not guarantee future performance.

Source: FactSet

## Recent research

on market

Date	Headline	Download
2024/07/15	 CSSD market 1H 2024: Schuldschein market gives way...	
2024/07/15	 Bausparkasse Wuestenrot AG	
2024/07/12	 Week Ahead	
2024/07/10	 Credit Markets Weekly	
2024/07/09	 Political environment weighs on outlook	

## Details

2024/07/16 13:35:39

Price

**1,751.99** EURDifference  -0.34% (-6.06)

## General attributes

ISIN AT0000634605

Symbol -

Country Austria

Security type Index

Instruments in index 5

## Market data

Open 1,759.04 EUR

High 1,759.04 EUR

Low 1,744.13 EUR

Close (prev. day) 1,758.05 EUR

Trading volume (m) -

Volume (pcs) -

## Performance and Risk

	6m	1Y	3Y
Perf (%)	+12.45%	+25.51%	+13.99%
Perf (abs.)	+194.58	+357.32	+215.78
Beta	-	-	-
Volatility	13.59	13.48	22.86



5Y






Information about previous performance does not guarantee future performance.

Source: FactSet

## Price data

Ø price 5 days   Ø volume 5 days (pcs.)	1,756.53 EUR (0)
Ø price 30 days   Ø volume 30 days (pcs.)	1,726.57 EUR (0)
Ø price 100 days   Ø volume 100 days (pcs.)	1,679.47 EUR (0)
Ø price 250 days   Ø volume 250 days (pcs.)	1,566.67 EUR (0)
YTD High   date	1,799.86 EUR (2024/05/23)
YTD Low   date	1,512.84 EUR (2024/01/17)
52 Weeks High   date	1,799.86 EUR (2024/05/23)
52 Weeks Low   date	1,389.73 EUR (2023/07/17)

## Composition

Name  ISIN	Price	Diff %  Diff +/-	Performance 	Date Time	Turnover Pc.  Turnover Money 
ANDRITZ AG AT0000730007	56.15	-0.53% -0.30		24/07/16 13:25:54	10,159 571,143.80
BAWAG GROUP AG AT0000BAWAG2	66.10	0.69% 0.45		24/07/16 13:27:33	27,147 1,777,648.75
ERSTE GROUP BANK AG AT0000652011	46.65	-0.04% -0.02		24/07/16 13:29:43	44,914 2,095,572.07
OMV AG AT0000743059	38.90	-1.27% -0.50		24/07/16 13:35:39	82,894 3,233,958.42
VERBUND AG AT0000746409	74.50	-0.80% -0.60		24/07/16 13:26:14	22,124 1,647,663.00