

## AUSTRIA ATX 5

ISIN: AT0000634605

WKN: -

## Overview

2024/07/12 17:50:01

Price

1,772.19 EUR

Difference ▲ 0.39% (6.97)

## General attributes

ISIN AT0000634605

Symbol -

Country Austria

Instruments in index 5

Type of index -

Security type Index

## Market data

Open 1,766.22 EUR

High 1,777.33 EUR

Low 1,760.16 EUR

Close (prev. day) 1,765.22 EUR

Trading volume (m) -

Volume (pcs) -

## Top 5

Name	Price	+ - (%)	Trend
ANDRITZ AG	57.45	+2.13 <span style="color: green;">▲</span>	
OMV AG	39.60	+0.92 <span style="color: grey;">▬</span>	
BAWAG GROU...	66.30	+0.30 <span style="color: grey;">▬</span>	

Intraday 1W 1M 6m 1Y 3Y

## Flop 5

Name	Price	+ - (%)	Trend
VERBUND AG	77.10	-0.32 <span style="color: grey;">▬</span>	
ERSTE GROU...	46.54	-0.13 <span style="color: grey;">▬</span>	

Intraday 1W 1M 6m 1Y 3Y

## Futures and Options

Related Futures 0

Related Options -

5Y



Information about previous performance does not guarantee future performance.

Source: FactSet

## Recent research

on market

Date	Headline	Download
2024/07/12	Week Ahead	<a href="#">Download</a>
2024/07/10	Credit Markets Weekly	<a href="#">Download</a>
2024/07/09	Political environment weighs on outlook	<a href="#">Download</a>
2024/07/05	Week Ahead	<a href="#">Download</a>
2024/07/03	Global Strategy 3Q 2024	<a href="#">Download</a>

## Details

2024/07/12 17:50:01

Price

1,772.19 EUR

Difference



0.39% (6.97)

### General attributes

ISIN AT0000634605

Symbol -

Country Austria

Security type Index

Instruments in index 5

### Market data

Open 1,766.22 EUR

High 1,777.33 EUR

Low 1,760.16 EUR

Close (prev. day) 1,765.22 EUR

Trading volume (m) -

Volume (pcs) -

### Performance and Risk

	6m	1Y	3Y
Perf (%)	+14.04%	+27.33%	+13.79%
Perf (abs.)	+218.20	+380.38	+214.76
Beta	-	-	-
Volatility	13.62	13.43	22.84













Information about previous performance does not guarantee future performance.

Source: FactSet

### Price data

Ø price 5 days   Ø volume 5 days (pcs.)	1,759.59 EUR (0)
Ø price 30 days   Ø volume 30 days (pcs.)	1,726.60 EUR (0)
Ø price 100 days   Ø volume 100 days (pcs.)	1,677.55 EUR (0)
Ø price 250 days   Ø volume 250 days (pcs.)	1,565.37 EUR (0)
YTD High   date	1,799.86 EUR (2024/05/23)
YTD Low   date	1,512.84 EUR (2024/01/17)
52 Weeks High   date	1,799.86 EUR (2024/05/23)
52 Weeks Low   date	1,387.57 EUR (2023/07/13)

## Composition

Name  ISIN	Price	Diff %  Diff +/-	Performance 	Date Time	Turnover Pc.  Turnover Money 
ANDRITZ AG AT0000730007	57.45	2.13% 1.20		24/07/12 17:35:04	63,314 3,623,960.55
BAWAG GROUP AG AT0000BAWAG2	66.30	0.30% 0.20		24/07/12 17:35:25	122,756 8,136,919.15
ERSTE GROUP BANK AG AT0000652011	46.54	-0.13% -0.06		24/07/12 17:35:28	190,079 8,844,924.31
OMV AG AT0000743059	39.60	0.92% 0.36		24/07/12 17:35:13	233,666 9,263,383.10
VERBUND AG AT0000746409	77.10	-0.32% -0.25		24/07/12 17:35:14	50,805 3,917,444.65