

AUSTRIA ATX 5

ISIN: AT0000634605

WKN: -

Overview

2024/06/28 17:50:01

Price

1,707.86 EURDifference  -0.09% (-1.57)

General attributes

ISIN AT0000634605

Symbol -

Country Austria

Instruments in index 5

Type of index -

Security type Index

Market data

Open 1,709.63 EUR

High 1,718.31 EUR

Low 1,700.59 EUR

Close (prev. day) 1,709.43 EUR

Trading volume (m) -

Volume (pcs) -

Top 5

Name 	Price	+ - (%) 	Trend 
BAWAG GROU...	59.10	+0.85	
ERSTE GROU...	44.24	+0.09	
ANDRITZ AG	57.85	+0.09	

Intraday 1W 1M 6m 1Y 3Y

Flop 5

Name 	Price	+ - (%) 	Trend 
VERBUND AG	73.65	-1.60	

Intraday 1W 1M 6m 1Y 3Y

Futures and Options

Related Futures 0

Related Options -










5Y



Information about previous performance does not guarantee future performance.

Source: FactSet

Recent research

on market		
Date	Headline	Download
2024/06/28	 Week Ahead	
2024/06/26	 WIFO and IHS revise GDP forecast	
2024/06/26	 Credit Markets Weekly	
2024/06/21	 Week Ahead	
2024/06/21	 Global Equity Ratings	

Details

2024/06/28 17:50:01

Price

1,707.86 EURDifference  -0.09% (-1.57)

General attributes

ISIN AT0000634605

Symbol -

Country Austria

Security type Index

Instruments in index 5

Market data

Open 1,709.63 EUR

High 1,718.31 EUR

Low 1,700.59 EUR

Close (prev. day) 1,709.43 EUR

Trading volume (m) -

Volume (pcs) -

Performance and Risk

	6m	1Y	3Y
Perf (%)	+10.24%	+25.03%	+10.26%
Perf (abs.)	+158.64	+341.85	+158.91
Beta	-	-	-
Volatility	13.37	13.61	22.89








5Y

Information about previous performance does not guarantee future performance.
Source: FactSet

Price data

Ø price 5 days Ø volume 5 days (pcs.)	1,707.56 EUR (0)
Ø price 30 days Ø volume 30 days (pcs.)	1,728.45 EUR (0)
Ø price 100 days Ø volume 100 days (pcs.)	1,656.49 EUR (0)
Ø price 250 days Ø volume 250 days (pcs.)	1,550.71 EUR (0)
YTD High date	1,799.86 EUR (2024/05/23)
YTD Low date	1,512.84 EUR (2024/01/17)
52 Weeks High date	1,799.86 EUR (2024/05/23)
52 Weeks Low date	1,350.99 EUR (2023/06/30)

Composition

Name  ISIN	Price	Diff %  Diff +/-	Performance 	Date Time	Turnover Pc.  Turnover Money 
ANDRITZ AG AT0000730007	57.85	0.09% 0.05		24/06/28 17:35:23	120,459 6,969,760.50
BAWAG GROUP AG AT0000BAWAG2	59.10	0.85% 0.50		24/06/28 17:35:20	132,101 7,801,895.25
ERSTE GROUP BANK AG AT0000652011	44.24	0.09% 0.04		24/06/28 17:35:19	490,229 21,684,760.59
OMV AG AT0000743059	40.66	0.00% 0.00		24/06/28 17:35:13	384,042 15,622,166.30
VERBUND AG AT0000746409	73.65	-1.60% -1.20		24/06/28 17:35:07	105,866 7,799,808.85