

AUSTRIA ATX 5

ISIN: **AT0000634605** WKN: -

Overview

2024/06/27 17:50:01

Price

1,709.43 EURDifference  0.15% (2.60)

General attributes

ISIN AT0000634605

Symbol -

Country Austria

Instruments in index 5

Type of index -

Security type Index

Market data

Open 1,707.62 EUR

High 1,713.37 EUR

Low 1,702.48 EUR

Close (prev. day) 1,706.83 EUR

Trading volume (m) -

Volume (pcs) -

Top 5

Name 	Price	+ - (%) 	Trend 
ANDRITZ AG	57.80	+0.70	
OMV AG	40.66	+0.69	
ERSTE GROU...	44.20	+0.50	
BAWAG GROU...	58.60	+0.26	

Intraday 1W 1M 6m 1Y 3Y

Flop 5

Name 	Price	+ - (%) 	Trend 
VERBUND AG	74.85	-1.77	

Intraday 1W 1M 6m 1Y 3Y

Futures and Options

Related Futures 0

Related Options -

5Y



Information about previous performance does not guarantee future performance.

Source: FactSet

Recent research

on market

Date	Headline	Download 
2024/06/26	 WIFO and IHS revise GDP forecast	
2024/06/26	 Credit Markets Weekly	
2024/06/21	 Week Ahead	
2024/06/21	 Global Equity Ratings	
2024/06/14	 Week Ahead	

Details

2024/06/27 17:50:01

Price

1,709.43 EUR

Difference



0.15% (2.60)

General attributes

ISIN AT0000634605

Symbol -

Country Austria

Security type Index

Instruments in index 5

Market data

Open 1,707.62 EUR

High 1,713.37 EUR

Low 1,702.48 EUR

Close (prev. day) 1,706.83 EUR

Trading volume (m) -

Volume (pcs) -

Performance and Risk

	6m	1Y	3Y
Perf (%)	+9.50%	+26.20%	+9.02%
Perf (abs.)	+148.32	+354.88	+141.41
Beta	-	-	-
Volatility	13.39	13.62	22.90



5Y











Information about previous performance does not guarantee future performance.

Source: FactSet

Price data

Ø price 5 days Ø volume 5 days (pcs.)	1,704.77 EUR (0)
Ø price 30 days Ø volume 30 days (pcs.)	1,730.75 EUR (0)
Ø price 100 days Ø volume 100 days (pcs.)	1,655.20 EUR (0)
Ø price 250 days Ø volume 250 days (pcs.)	1,549.46 EUR (0)
YTD High date	1,799.86 EUR (2024/05/23)
YTD Low date	1,512.84 EUR (2024/01/17)
52 Weeks High date	1,799.86 EUR (2024/05/23)
52 Weeks Low date	1,350.99 EUR (2023/06/30)

Composition

Name  ISIN	Price	Diff %  Diff +/-	Performance 	Date Time	Turnover Pc.  Turnover Money 
ANDRITZ AG AT0000730007	57.80	0.70% 0.40		24/06/27 17:35:15	61,179 3,533,151.70
BAWAG GROUP AG AT0000BAWAG2	58.60	0.26% 0.15		24/06/27 17:35:03	93,251 5,466,595.60
ERSTE GROUP BANK AG AT0000652011	44.20	0.50% 0.22		24/06/27 17:35:08	382,051 16,869,903.10
OMV AG AT0000743059	40.66	0.69% 0.28		24/06/27 17:38:30	357,047 14,541,510.58
VERBUND AG AT0000746409	74.85	-1.77% -1.35		24/06/27 17:35:00	71,270 5,340,227.75