

# AUSTRIA ATX 5

ISIN: **AT0000634605** WKN: -

## Overview

2024/06/24 16:07:00	
<b>Price</b>	<b>1,703.87</b> EUR
<b>Difference</b>	<span style="color: green;">▲</span> 0.59% (9.92)
<b>General attributes</b>	
ISIN	AT0000634605
Symbol	-
Country	Austria
Instruments in index	5
Type of index	-
Security type	Index
<b>Market data</b>	
Open	1,694.60 EUR
High	1,708.15 EUR
Low	1,693.26 EUR
Close (prev. day)	1,693.95 EUR
Trading volume (m)	-
Volume (pcs)	-



Information about previous performance does not guarantee future performance.  
Source: FactSet

### Top 5

Name	Price	+ - (%)	Trend
OMV AG	39.70	+1.28	<span style="color: green;">▲</span>
ERSTE GROU...	43.95	+1.24	<span style="color: green;">▲</span>
BAWAG GROU...	59.50	+1.19	<span style="color: green;">▲</span>
ANDRITZ AG	58.45	+0.78	<span style="color: grey;">↔</span>

Intraday 1W 1M 6m 1Y 3Y

### Flop 5

Name	Price	+ - (%)	Trend
VERBUND AG	74.75	-2.29	<span style="color: red;">▼</span>

Intraday 1W 1M 6m 1Y 3Y

### Futures and Options

Related Futures	0
Related Options	-

### Recent research

on market		
Date	Headline	Download
2024/06/21	Week Ahead	
2024/06/21	Global Equity Ratings	
2024/06/14	Week Ahead	
2024/06/14	Austria   Weak economic growth in 1Q2024, inflatio...	
2024/06/14	Global Equity Ratings	

## Details

2024/06/24 16:07:00

Price

**1,703.87** EUR

Difference



0.59% (9.92)

## General attributes

ISIN AT0000634605

Symbol -

Country Austria

Security type Index

Instruments in index 5

## Market data

Open 1,694.60 EUR

High 1,708.15 EUR

Low 1,693.26 EUR

Close (prev. day) 1,693.95 EUR

Trading volume (m) -

Volume (pcs) -

## Performance and Risk

	6m	1Y	3Y
Perf (%)	+10.27%	+21.97%	+9.15%
Perf (abs.)	+157.83	+305.18	+141.96
Beta	-	-	-
Volatility	13.68	13.78	22.92



5Y











Information about previous performance does not guarantee future performance.

Source: FactSet

## Price data

Ø price 5 days   Ø volume 5 days (pcs.)	1,694.35 EUR (0)
Ø price 30 days   Ø volume 30 days (pcs.)	1,736.00 EUR (0)
Ø price 100 days   Ø volume 100 days (pcs.)	1,650.52 EUR (0)
Ø price 250 days   Ø volume 250 days (pcs.)	1,544.53 EUR (0)
YTD High   date	1,799.86 EUR (2024/05/23)
YTD Low   date	1,512.84 EUR (2024/01/17)
52 Weeks High   date	1,799.86 EUR (2024/05/23)
52 Weeks Low   date	1,327.99 EUR (2023/06/26)

## Composition

Name  ISIN	Price	Diff %  Diff +/-	Performance 	Date Time	Turnover Pc.  Turnover Money 
ANDRITZ AG AT0000730007	58.45	0.78% 0.45		24/06/24 16:02:39	10,924 637,265.55
BAWAG GROUP AG AT0000BAWAG2	59.50	1.19% 0.70		24/06/24 16:04:39	29,614 1,762,509.10
ERSTE GROUP BANK AG AT0000652011	43.95	1.24% 0.54		24/06/24 16:07:00	141,054 6,190,267.77
OMV AG AT0000743059	39.70	1.28% 0.50		24/06/24 16:06:00	86,683 3,428,061.24
VERBUND AG AT0000746409	74.75	-2.29% -1.75		24/06/24 16:06:44	35,836 2,699,051.80