

AUSTRIA ATX 5

ISIN: **AT0000634605** WKN: -

Overview

2024/06/21 17:50:01

Price

1,693.95 EURDifference  -1.05% (-17.96)

General attributes

ISIN AT0000634605

Symbol -

Country Austria

Instruments in index 5

Type of index -

Security type Index

Market data

Open 1,713.61 EUR

High 1,716.68 EUR

Low 1,683.67 EUR

Close (prev. day) 1,711.91 EUR

Trading volume (m) -

Volume (pcs) -

Top 5

Name 	Price	+ - (%) 	Trend 
ANDRITZ AG	58.00	+0.87	
VERBUND AG	76.50	+0.59	

Intraday 1W 1M 6m 1Y 3Y

Flop 5

Name 	Price	+ - (%) 	Trend 
ERSTE GROU...	43.41	-2.16	
BAWAG GROU...	58.80	-1.84	
OMV AG	39.20	-0.96	

Intraday 1W 1M 6m 1Y 3Y

Futures and Options

Related Futures 0

Related Options -











5Y



Information about previous performance does not guarantee future performance.

Source: FactSet

Recent research

on market		
Date	Headline	Download
2024/06/21	 Week Ahead	
2024/06/21	 Global Equity Ratings	
2024/06/14	 Week Ahead	
2024/06/14	 Austria Weak economic growth in 1Q2024, inflatio...	
2024/06/14	 Global Equity Ratings	

Details

2024/06/21 17:50:01

Price

1,693.95 EURDifference  -1.05% (-17.96)

General attributes

ISIN AT0000634605

Symbol -

Country Austria

Security type Index

Instruments in index 5

Market data

Open 1,713.61 EUR

High 1,716.68 EUR

Low 1,683.67 EUR

Close (prev. day) 1,711.91 EUR

Trading volume (m) -

Volume (pcs) -

Performance and Risk

	6m	1Y	3Y
Perf (%)	+10.27%	+21.97%	+9.15%
Perf (abs.)	+157.83	+305.18	+141.96
Beta	-	-	-
Volatility	13.68	13.78	22.92













Information about previous performance does not guarantee future performance.

Source: FactSet

Price data

Ø price 5 days Ø volume 5 days (pcs.)	1,694.35 EUR (0)
Ø price 30 days Ø volume 30 days (pcs.)	1,736.00 EUR (0)
Ø price 100 days Ø volume 100 days (pcs.)	1,650.52 EUR (0)
Ø price 250 days Ø volume 250 days (pcs.)	1,544.53 EUR (0)
YTD High date	1,799.86 EUR (2024/05/23)
YTD Low date	1,512.84 EUR (2024/01/17)
52 Weeks High date	1,799.86 EUR (2024/05/23)
52 Weeks Low date	1,327.99 EUR (2023/06/26)

Composition

Name  ISIN	Price	Diff %  Diff +/-	Performance 	Date Time	Turnover Pc.  Turnover Money 
ANDRITZ AG AT0000730007	58.00	0.87% 0.50		24/06/21 17:35:01	296,685 17,168,478.00
BAWAG GROUP AG AT0000BAWAG2	58.80	-1.84% -1.10		24/06/21 17:35:15	388,248 22,806,402.30
ERSTE GROUP BANK AG AT0000652011	43.41	-2.16% -0.96		24/06/21 17:35:27	2,040,423 88,607,416.31
OMV AG AT0000743059	39.20	-0.96% -0.38		24/06/21 17:35:28	874,881 34,318,809.14
VERBUND AG AT0000746409	76.50	0.59% 0.45		24/06/21 17:35:14	407,149 31,090,754.55