

## AUSTRIA ATX 5

ISIN: **AT0000634605** WKN: -

## Overview

2024/06/14 17:50:02

Price

**1,658.45** EURDifference  -2.67% (-45.55)

## General attributes

ISIN AT0000634605

Symbol -

Country Austria

Instruments in index 5

Type of index -

Security type Index

## Market data

Open 1,702.34 EUR

High 1,705.35 EUR

Low 1,650.96 EUR

Close (prev. day) 1,704.00 EUR

Trading volume (m) -

Volume (pcs) -

## Top 5

Name 	Price	+ - (%) 	Trend 
OMV AG	39.06	-0.56	
ANDRITZ AG	59.10	-2.72	
VERBUND AG	73.55	-2.90	
BAWAG GROU...	57.00	-3.31	
ERSTE GROU...	42.02	-3.31	

Intraday 1W 1M 6m 1Y 3Y

## Flop 5

Name 	Price	+ - (%) 	Trend 
ERSTE GROU...	42.02	-3.31	
BAWAG GROU...	57.00	-3.31	
VERBUND AG	73.55	-2.90	
ANDRITZ AG	59.10	-2.72	
OMV AG	39.06	-0.56	

Intraday 1W 1M 6m 1Y 3Y











5Y



Information about previous performance does not guarantee future performance.

Source: FactSet

## Recent research

on market		
Date	Headline	Download
2024/06/14	 Week Ahead	
2024/06/14	 Austria   Weak economic growth in 1Q2024, inflatio...	
2024/06/14	 Global Equity Ratings	
2024/06/12	 Credit Markets Weekly	
2024/06/07	 Week Ahead	

**Futures and Options**

**Related Futures** 0

**Related Options** -

## Details

2024/06/14 17:50:02

Price

**1,658.45** EURDifference  -2.67% (-45.55)

## General attributes

ISIN AT0000634605

Symbol -

Country Austria

Security type Index

Instruments in index 5

## Market data

Open 1,702.34 EUR

High 1,705.35 EUR

Low 1,650.96 EUR

Close (prev. day) 1,704.00 EUR

Trading volume (m) -

Volume (pcs) -

## Performance and Risk

	6m	1Y	3Y
Perf (%)	+8.32%	+16.99%	+2.57%
Perf (abs.)	+127.33	+240.87	+41.59
Beta	-	-	-
Volatility	13.42	13.83	22.95








Information about previous performance does not guarantee future performance.  
Source: FactSet

## Price data

Ø price 5 days   Ø volume 5 days (pcs.)	1,705.57 EUR (0)
Ø price 30 days   Ø volume 30 days (pcs.)	1,740.20 EUR (0)
Ø price 100 days   Ø volume 100 days (pcs.)	1,645.04 EUR (0)
Ø price 250 days   Ø volume 250 days (pcs.)	1,537.73 EUR (0)
YTD High   date	1,799.86 EUR (2024/05/23)
YTD Low   date	1,512.84 EUR (2024/01/17)
52 Weeks High   date	1,799.86 EUR (2024/05/23)
52 Weeks Low   date	1,327.99 EUR (2023/06/26)

## Composition

Name  ISIN	Price	Diff %  Diff +/-	Performance 	Date Time	Turnover Pc.  Turnover Money 
ANDRITZ AG AT0000730007	59.10	-2.72% -1.65		24/06/14 17:35:00	166,497 9,873,113.70
BAWAG GROUP AG AT0000BAWAG2	57.00	-3.31% -1.95		24/06/14 17:35:10	224,118 12,819,260.20
ERSTE GROUP BANK AG AT0000652011	42.02	-3.31% -1.44		24/06/14 17:35:15	874,359 36,893,539.14
OMV AG AT0000743059	39.06	-0.56% -0.22		24/06/14 17:35:24	546,393 21,341,931.00
VERBUND AG AT0000746409	73.55	-2.90% -2.20		24/06/14 17:35:19	153,010 11,315,398.00