

AUSTRIA ATX 5

ISIN: **AT0000634605** WKN: -

Overview

2024/06/04 17:50:01

Price

1,725.75 EURDifference  -1.89% (-33.23)

General attributes

ISIN AT0000634605

Symbol -

Country Austria

Instruments in index 5

Type of index -

Security type Index

Market data

Open 1,758.80 EUR

High 1,761.12 EUR


Low 1,723.78 EUR

Close (prev. day) 1,758.98 EUR

Trading volume (m) -

Volume (pcs) -

Top 5

Name	Price	+ - (%)	Trend
ANDRITZ AG	56.50	+0.27	

Intraday	1W	1M	6m	1Y	3Y

Flop 5

Name	Price	+ - (%)	Trend
BAWAG GROU...	58.75	-2.89	
ERSTE GROU...	44.07	-2.35	
OMV AG	45.12	-1.83	
VERBUND AG	76.20	-1.68	

Intraday	1W	1M	6m	1Y	3Y

Futures and Options

Related Futures 0

Related Options -

5Y



Information about previous performance does not guarantee future performance.

Source: FactSet

Recent research

on market

Date	Headline	Download
2024/06/04	 České dráhy	
2024/05/31	 Week Ahead	
2024/05/31	 Inflation decreases to 3.3%	
2024/05/29	 Credit Markets Weekly	
2024/05/28	 Sparkasse Hannover	

Details

2024/06/04 17:50:01

Price

1,725.75 EURDifference  -1.89% (-33.23)

General attributes

ISIN AT0000634605

Symbol -

Country Austria

Security type Index

Instruments in index 5

Market data

Open 1,758.80 EUR

High 1,761.12 EUR

Low 1,723.78 EUR

Close (prev. day) 1,758.98 EUR

Trading volume (m) -

Volume (pcs) -

Performance and Risk

	6m	1Y	3Y
Perf (%)	+10.84%	+24.05%	+7.27%
Perf (abs.)	+168.73	+334.53	+117.01
Beta	-	-	-
Volatility	12.44	13.34	22.92













5Y

Information about previous performance does not guarantee future performance.
Source: FactSet

Price data

Ø price 5 days Ø volume 5 days (pcs.)	1,736.28 EUR (0)
Ø price 30 days Ø volume 30 days (pcs.)	1,730.55 EUR (0)
Ø price 100 days Ø volume 100 days (pcs.)	1,631.32 EUR (0)
Ø price 250 days Ø volume 250 days (pcs.)	1,527.66 EUR (0)
YTD High date	1,799.86 EUR (2024/05/23)
YTD Low date	1,512.84 EUR (2024/01/17)
52 Weeks High date	1,799.86 EUR (2024/05/23)
52 Weeks Low date	1,327.99 EUR (2023/06/26)

Composition

Name  ISIN	Price	Diff %  Diff +/-	Performance 	Date Time	Turnover Pc.  Turnover Money 
ANDRITZ AG AT0000730007	56.50	0.27% 0.15		24/06/04 17:35:07	79,505 4,486,333.55
BAWAG GROUP AG AT0000BAWAG2	58.75	-2.89% -1.75		24/06/04 17:35:11	128,431 7,553,005.50
ERSTE GROUP BANK AG AT0000652011	44.07	-2.35% -1.06		24/06/04 17:35:25	711,448 31,480,472.94
OMV AG AT0000743059	45.12	-1.83% -0.84		24/06/04 17:35:01	709,333 32,184,622.82
VERBUND AG AT0000746409	76.20	-1.68% -1.30		24/06/04 17:35:23	165,446 12,623,089.00