

## AUSTRIA ATX 5

ISIN: **AT0000634605** WKN: -

## Overview

2024/06/04 13:40:06

Price

**1,732.67** EURDifference  -1.50% (-26.31)

## General attributes

ISIN AT0000634605

Symbol -

Country Austria

Instruments in index 5

Type of index -

Security type Index

## Market data

Open 1,758.80 EUR

High 1,761.12 EUR

Low 1,729.13 EUR

Close (prev. day) 1,758.98 EUR

Trading volume (m) -

Volume (pcs) -

## Top 5

Name 	Price	+ - (%) 	Trend 
ANDRITZ AG	56.10	-0.44	
OMV AG	45.72	-0.52	
VERBUND AG	76.25	-1.61	
ERSTE GROU...	44.24	-1.97	
BAWAG GROU...	59.05	-2.40	

Intraday 1W 1M 6m 1Y 3Y

## Flop 5

Name 	Price	+ - (%) 	Trend 
BAWAG GROU...	59.05	-2.40	
ERSTE GROU...	44.24	-1.97	
VERBUND AG	76.25	-1.61	
OMV AG	45.72	-0.52	
ANDRITZ AG	56.10	-0.44	

Intraday 1W 1M 6m 1Y 3Y

5Y



Information about previous performance does not guarantee future performance.

Source: FactSet

## Recent research

on market

Date	Headline	Download 
2024/06/04	 České dráhy	
2024/05/31	 Week Ahead	
2024/05/31	 Inflation decreases to 3.3%	
2024/05/29	 Credit Markets Weekly	
2024/05/28	 Sparkasse Hannover	

**Futures and Options**

**Related Futures** 0

**Related Options** -

## Details

2024/06/04 13:40:06

Price

**1,732.67** EURDifference  -1.50% (-26.31)

## General attributes

ISIN AT0000634605

Symbol -

Country Austria

Security type Index

Instruments in index 5

## Market data

Open 1,758.80 EUR

High 1,761.12 EUR

Low 1,729.13 EUR

Close (prev. day) 1,758.98 EUR

Trading volume (m) -

Volume (pcs) -

## Performance and Risk

	6m	1Y	3Y
Perf (%)	+13.12%	+26.43%	+8.91%
Perf (abs.)	+203.98	+367.76	+143.87
Beta	-	-	-
Volatility	12.11	13.22	22.90








5Y

Information about previous performance does not guarantee future performance.  
Source: FactSet

## Price data

Ø price 5 days   Ø volume 5 days (pcs.)	1,741.67 EUR (0)
Ø price 30 days   Ø volume 30 days (pcs.)	1,728.60 EUR (0)
Ø price 100 days   Ø volume 100 days (pcs.)	1,629.66 EUR (0)
Ø price 250 days   Ø volume 250 days (pcs.)	1,526.35 EUR (0)
YTD High   date	1,799.86 EUR (2024/05/23)
YTD Low   date	1,512.84 EUR (2024/01/17)
52 Weeks High   date	1,799.86 EUR (2024/05/23)
52 Weeks Low   date	1,327.99 EUR (2023/06/26)

## Composition

Name  ISIN	Price	Diff %  Diff +/-	Performance 	Date Time	Turnover Pc.  Turnover Money 
ANDRITZ AG AT0000730007	56.10	-0.44% -0.25		24/06/04 13:32:06	14,378 807,832.75
BAWAG GROUP AG AT0000BAWAG2	59.05	-2.40% -1.45		24/06/04 13:34:29	14,093 836,483.60
ERSTE GROUP BANK AG AT0000652011	44.24	-1.97% -0.89		24/06/04 13:40:06	191,987 8,571,541.99
OMV AG AT0000743059	45.72	-0.52% -0.24		24/06/04 13:39:47	232,286 10,663,461.80
VERBUND AG AT0000746409	76.25	-1.61% -1.25		24/06/04 13:39:05	29,994 2,298,401.20