

AUSTRIA ATX 5

ISIN: AT0000634605

WKN: -

Overview

2024/05/23 17:50:01

Price

1,794.49 EUR

Difference ▲ 0.39% (6.97)

General attributes

ISIN AT0000634605

Symbol -

Country Austria

Instruments in index 5

Type of index -

Security type Index

Market data

Open 1,787.89 EUR

High 1,799.86 EUR

Low 1,779.94 EUR

Close (prev. day) 1,787.52 EUR

Trading volume (m) -

Volume (pcs) -

Top 5

Name	Price	+ - (%)	Trend
BAWAG GROU...	61.45	+1.32	▲
OMV AG	47.06	+1.03	▲
ANDRITZ AG	55.60	+0.72	▬

Intraday 1W 1M 6m 1Y 3Y

Flop 5

Name	Price	+ - (%)	Trend
ERSTE GROU...	47.20	-0.21	▬
VERBUND AG	76.45	-0.07	▬

Intraday 1W 1M 6m 1Y 3Y

Futures and Options

Related Futures 0

Related Options -

5Y



Information about previous performance does not guarantee future performance.

Source: FactSet

Recent research

on market

Date	Headline	Download
2024/05/22	Credit Markets Weekly	Download
2024/05/17	Week Ahead	Download
2024/05/15	Credit Markets Weekly	Download
2024/05/10	Week Ahead	Download
2024/05/08	Credit Markets Weekly	Download

Details

2024/05/23 17:50:01

Price

1,794.49 EUR

Difference



0.39% (6.97)

General attributes

ISIN AT0000634605

Symbol -

Country Austria

Security type Index

Instruments in index 5

Market data

Open 1,787.89 EUR

High 1,799.86 EUR

Low 1,779.94 EUR

Close (prev. day) 1,787.52 EUR

Trading volume (m) -

Volume (pcs) -

Performance and Risk

	6m	1Y	3Y
Perf (%)	+18.99%	+26.02%	+13.23%
Perf (abs.)	+286.43	+370.47	+209.63
Beta	-	-	-
Volatility	11.47	13.21	22.86



5Y











Information about previous performance does not guarantee future performance.

Source: FactSet

Price data

Ø price 5 days Ø volume 5 days (pcs.)	1,787.02 EUR (0)
Ø price 30 days Ø volume 30 days (pcs.)	1,706.20 EUR (0)
Ø price 100 days Ø volume 100 days (pcs.)	1,616.52 EUR (0)
Ø price 250 days Ø volume 250 days (pcs.)	1,516.02 EUR (0)
YTD High date	1,799.86 EUR (2024/05/23)
YTD Low date	1,512.84 EUR (2024/01/17)
52 Weeks High date	1,799.86 EUR (2024/05/23)
52 Weeks Low date	1,327.99 EUR (2023/06/26)

Composition

Name  ISIN	Price	Diff %  Diff +/-	Performance 	Date Time	Turnover Pc.  Turnover Money 
ANDRITZ AG AT0000730007	55.60	0.72% 0.40		24/05/23 17:35:12	93,537 5,207,632.30
BAWAG GROUP AG AT0000BAWAG2	61.45	1.32% 0.80		24/05/23 17:35:24	149,628 9,171,662.90
ERSTE GROUP BANK AG AT0000652011	47.20	-0.21% -0.10		24/05/23 17:35:08	466,506 22,026,884.00
OMV AG AT0000743059	47.06	1.03% 0.48		24/05/23 17:35:04	355,705 16,713,213.74
VERBUND AG AT0000746409	76.45	-0.07% -0.05		24/05/23 17:35:16	242,652 18,577,522.70