

AUSTRIA ATX 5

ISIN: **AT0000634605** WKN: -

Overview

2024/05/10 17:50:01

Price

1,735.19 EURDifference  0.64% (11.12)

General attributes

ISIN AT0000634605

Symbol -

Country Austria

Instruments in index 5

Type of index -

Security type Index

Market data

Open 1,724.65 EUR

High 1,742.12 EUR

Low 1,724.65 EUR

Close (prev. day) 1,724.07 EUR

Trading volume (m) -

Volume (pcs) -

Top 5

Name 	Price	+ - (%) 	Trend 
ANDRITZ AG	54.25	+1.31 	
VERBUND AG	71.15	+0.85 	
OMV AG	46.84	+0.82 	
ERSTE GROU...	45.70	+0.44 	
BAWAG GROU...	58.75	+0.17 	

Intraday 1W 1M 6m 1Y 3Y

Flop 5

Name 	Price	+ - (%) 	Trend 
BAWAG GROU...	58.75	+0.17 	
ERSTE GROU...	45.70	+0.44 	
OMV AG	46.84	+0.82 	
VERBUND AG	71.15	+0.85 	
ANDRITZ AG	54.25	+1.31 	

Intraday 1W 1M 6m 1Y 3Y

5Y













Information about previous performance does not guarantee future performance.

Source: FactSet

Recent research

on market

Date	Headline	Download 
2024/05/10	 Week Ahead	
2024/05/08	 Credit Markets Weekly	
2024/05/03	 Week Ahead	
2024/05/03	 Kommunalkredit Austria AG	
2024/05/02	 FX markets reflect uncertain interest rate outlook	

Futures and Options

Related Futures 0

Related Options -

Details

2024/05/10 17:50:01

Price

1,735.19 EUR

Difference



0.64% (11.12)

General attributes

ISIN AT0000634605

Symbol -

Country Austria

Security type Index

Instruments in index 5

Market data

Open 1,724.65 EUR

High 1,742.12 EUR

Low 1,724.65 EUR

Close (prev. day) 1,724.07 EUR

Trading volume (m) -

Volume (pcs) -

Performance and Risk

	6m	1Y	3Y
Perf (%)	+17.11%	+20.86%	+13.32%
Perf (abs.)	+253.48	+299.43	+203.99
Beta	-	-	-
Volatility	11.24	13.51	22.87













Information about previous performance does not guarantee future performance.

Source: FactSet

Price data

Ø price 5 days Ø volume 5 days (pcs.)	1,719.52 EUR (0)
Ø price 30 days Ø volume 30 days (pcs.)	1,674.94 EUR (0)
Ø price 100 days Ø volume 100 days (pcs.)	1,596.79 EUR (0)
Ø price 250 days Ø volume 250 days (pcs.)	1,502.72 EUR (0)
YTD High date	1,742.12 EUR (2024/05/10)
YTD Low date	1,512.84 EUR (2024/01/17)
52 Weeks High date	1,742.12 EUR (2024/05/10)
52 Weeks Low date	1,327.99 EUR (2023/06/26)

Composition

Name  ISIN	Price	Diff %  Diff +/-	Performance 	Date Time	Turnover Pc.  Turnover Money 
ANDRITZ AG AT0000730007	54.25	1.31% 0.70		24/05/10 17:35:14	62,670 3,394,586.55
BAWAG GROUP AG AT0000BAWAG2	58.75	0.17% 0.10		24/05/10 17:35:05	88,948 5,225,424.20
ERSTE GROUP BANK AG AT0000652011	45.70	0.44% 0.20		24/05/10 17:42:05	378,669 17,298,913.66
OMV AG AT0000743059	46.84	0.82% 0.38		24/05/10 17:35:18	465,669 21,833,292.06
VERBUND AG AT0000746409	71.15	0.85% 0.60		24/05/10 17:43:00	186,503 13,321,093.55