

PEPTIDREAM INC NPV

ISIN: JP3836750004 WKN: 4587

Overview

2021/09/30 08:25:31

Price
27.60 EURDifference  -0.72% (-0.20)

General attributes

ISIN	JP3836750004
Symbol	4587
Exchange	Stuttgart
Currency	EUR
Sector	-
Security type	Stock
Market cap (m)	1,419 EUR
Benchmark	NIKKEI 225

Market data

Bid (Bid size)	- (0)
Ask (Ask size)	- (0)
Open	27.60 EUR
High	27.60 EUR
Low	27.60 EUR
Close (prev. day)	27.80 EUR
VWAP	-
Volume (pcs)	0
Trading volume	0.00
Number of trades	2
Last size	0

Futures and Options






Related Futures	-
Related Options	-

5Y



Information about previous performance does not guarantee future performance.
Source: FactSet

Recent research

on market			
Date		Headline	Download
2024/02/22		Global Equity Ratings	
2023/10/27		Global Equity Ratings	
2023/09/29		Global Equity Ratings	
2023/09/08		Global Equity Ratings	
2023/08/22		Global Equity Ratings	

Details

2021/09/30 08:25:31

Price

27.60 EUR

Difference ▼ -0.72% (-0.20)

General attributes

ISIN	JP3836750004
Symbol	4587
Exchange	Stuttgart
Currency	EUR
Sector	-
Security type	Stock
Market cap (m)	1,419 EUR
Benchmark	NIKKEI 225

Market data

Bid (Bid size)	- (0)
Ask (Ask size)	- (0)
Open	27.60 EUR
High	27.60 EUR
Low	27.60 EUR
Close (prev. day)	27.80 EUR
VWAP	-
Volume (pcs)	0
Trading volume	0.00
Number of trades	2
Last size	0

Performance and Risk

	6m	1Y	3Y
Perf (%)	-28.50%	-29.23%	-16.84%
Perf (abs.)	-11.00	-11.40	-5.59
Beta	0.83	0.90	1.21
Volatility	30.27	36.18	41.97

5Y



Information about previous performance does not guarantee future performance.
Source: FactSet

Price data

Ø price 5 days Ø volume 5 days (pcs.)	28.20 EUR (0)
Ø price 30 days Ø volume 30 days (pcs.)	29.40 EUR (20)
Ø price 100 days Ø volume 100 days (pcs.)	34.08 EUR (6)
Ø price 250 days Ø volume 250 days (pcs.)	37.87 EUR (5)
YTD High date	50.00 EUR (2021/02/05)
YTD Low date	27.60 EUR (2021/09/30)
52 Weeks High date	50.00 EUR (2021/02/05)
52 Weeks Low date	27.60 EUR (2021/09/30)

All listings for PEPTIDREAM INC NPV

Exchange	Date	Time	Price	Trading volume (mio.)	Number of trades
Tokyo Stock Exchange	2024/05/17	08:00	1,843.00 JPY	16.39	3,069
Stuttgart	2021/09/30	08:25	27.60 EUR	0.00	2
FINRA other OTC Issues	2024/05/17	15:30	12.00 USD	0.00	1

Company profile

Company Logo

Contact Details

PEPTIDREAM INC

--

Telefon: -

Fax: -

E-mail: -

Company Profile

-