

TRIP.COM GROUP LTD. (SP.ADRS)

ISIN: US89677Q1076 WKN: 89677Q107

Overview

2024/04/17 08:00:13

Price

45.50 EUR

Difference  -1.30% (-0.60)

General attributes

ISIN US89677Q1076

Symbol TCOM

Exchange Munich

Currency EUR

Sector Media / Entertainment /
Recreation

Security type Stock

Market cap (m) 29,996 EUR

Benchmark MSCI WORLD INDEX (STRD,
UHD)

Market data

Bid (Bid size) -

Ask (Ask size) -

Open 45.50 EUR

High 45.50 EUR

Low 45.50 EUR

Close (prev. day) 46.10 EUR

VWAP 46.10 EUR

Volume (pcs) 0

Trading volume 0.00

Number of trades 2

Last size 0

Futures and Options

Related Futures -

Related Options -

5Y













Information about previous performance does not guarantee future performance.

Source: FactSet

Recent research

on sector

Date		Headline	Download
2024/04/03		Global Equity Ratings	
2024/03/13		Global Equity Ratings	
2024/02/22		Global Equity Ratings	
2024/02/14		Global Equity Ratings	
2024/01/23		Global Equity Ratings	

Details

2024/04/17 08:00:13

Price

45.50 EUR

Difference ▼ -1.30% (-0.60)

General attributes

ISIN US89677Q1076

Symbol TCOM

Exchange Munich

Currency EUR

Sector Media / Entertainment / Recreation

Security type Stock

Market cap (m) 29,996 EUR

Benchmark MSCI WORLD INDEX (STRD, UHD)

Market data

Bid (Bid size) -

Ask (Ask size) -

Open 45.50 EUR

High 45.50 EUR

Low 45.50 EUR

Close (prev. day) 46.10 EUR

VWAP 46.10 EUR

Volume (pcs) 0

Trading volume 0.00

Number of trades 2

Last size 0

Performance and Risk

	6m	1Y	3Y
Perf (%)	+45.83%	+40.43%	+51.16%
Perf (abs.)	+14.30	+13.10	+15.40
Beta	0.64	1.22	1.29
Volatility	33.52	32.97	52.98

5Y



Information about previous performance does not guarantee future performance.
Source: FactSet

Price data

Ø price 5 days Ø volume 5 days (pcs.)	46.12 EUR (40)
Ø price 30 days Ø volume 30 days (pcs.)	42.28 EUR (13)
Ø price 100 days Ø volume 100 days (pcs.)	36.64 EUR (283)
Ø price 250 days Ø volume 250 days (pcs.)	34.28 EUR (114)
YTD High date	46.70 EUR (2024/04/12)
YTD Low date	31.00 EUR (2024/01/22)
52 Weeks High date	46.70 EUR (2024/04/12)
52 Weeks Low date	28.80 EUR (2023/05/31)

All listings for TRIP.COM GROUP LTD. (SP.ADRS)

Exchange	Date	Time	Price	Trading volume (mio.)	Number of trades
Vienna Stock Exchange	2024/04/17	17:32	45.20 EUR	0.00	1
Tradegate	2024/04/17	22:26	45.30 EUR	0.02	6
Stuttgart	2024/04/17	18:49	45.10 EUR	0.00	5
Singapore Exchange	2013/11/13	02:00	23.00 USD	0.00	2
Nasdaq	2024/04/17	22:00	48.26 USD	150.34	33,515

	17					
Munich	2024/04/17	08:00	45.50 EUR	0.00		2
London Stock Exchange	2024/04/17	17:35	36.30 USD	0.00		1
Frankfurt	2024/04/17	08:01	45.50 EUR	0.00		2
Duesseldorf	2024/04/17	19:30	45.15 EUR	0.00		7
Berlin	2024/04/17	08:08	45.50 EUR	0.00		2
-	2024/04/15	18:00	45.589 CHF	0.00		1

Company profile

Company Logo



Contact Details

TRIP.COM GROUP LTD.

--

No. 99 Fu Quan Road - 200335 Shanghai, PRC

Telefon: + 86 - 21 - 3406 4880

Fax: + 86 - 21 - 5426 1600

E-mail: info@ctrip.com

Company Profile

-

Members of Management Board

Jane Jie Sun Chairman of Managing Board

Cindy Xiaofan Wang Member of Executive Committee

James Jianzhang Liang Member of Executive Committee

Min Fan Member of Executive Committee

Board of directors

Jian Zhang Liang Chairman of Supervisory Board

Gabriel Li Member of Supervisory Board

Jian Ping Gan Member of Supervisory Board

Junjie He Member of Supervisory Board

Min Fan Member of Supervisory Board

Nan Peng Shen Member of Supervisory Board

Qi Ji Member of Supervisory Board