



## SUMITOMO HEAVY INDUSTRIES LTD.

ISIN: JP3405400007 WKN: 6302

## Overview

2022/10/05 08:04:23

5Y

## Price

19.40 EUR

Difference  0.00% (0.00)

## General attributes

ISIN	JP3405400007
Symbol	6302
Exchange	Munich
Currency	EUR
Sector	Industry
Security type	Stock
Market cap (m)	2,401 EUR
Benchmark	NIKKEI 225

## Market data

Bid (Bid size)	-
Ask (Ask size)	-
Open	19.40 EUR
High	19.40 EUR
Low	19.40 EUR
Close (prev. day)	19.40 EUR
VWAP	20.80 EUR
Volume (pcs)	0
Trading volume	0.00
Number of trades	1
Last size	0









## Futures and Options

Related Futures	-
Related Options	-



Information about previous performance does not guarantee future performance.  
Source: FactSet

## Recent research

on sector		on market	
Date		Headline	Download
2022/10/05		Global Equity Ratings	
2022/10/03		České shrnutí reportu na COLT CZ	
2022/09/26		Global Equity Ratings	
2022/09/01		Global Equity Ratings	
2022/08/25		Global Equity Ratings	

## Details

2022/10/05 08:04:23

## Price

19.40 EUR

Difference ➔ 0.00% (0.00)

## General attributes

ISIN	JP3405400007
Symbol	6302
Exchange	Munich
Currency	EUR
Sector	Industry
Security type	Stock
Market cap (m)	2,401 EUR
Benchmark	NIKKEI 225

## Market data

Bid (Bid size)	-
Ask (Ask size)	-
Open	19.40 EUR
High	19.40 EUR
Low	19.40 EUR
Close (prev. day)	19.40 EUR
VWAP	20.80 EUR
Volume (pcs)	0
Trading volume	0.00
Number of trades	1
Last size	0

## Performance and Risk

	6m	1Y	3Y
Perf (%)	-6.73%	-12.61%	-26.52%
Perf (abs.)	-1.40	-2.80	-7.00
Beta	0.90	0.76	1.06
Volatility	18.05	19.20	27.67

5Y



Information about previous performance does not guarantee future performance.  
Source: FactSet

## Price data

Ø price 5 days   Ø volume 5 days (pcs.)	19.44 EUR (0)
Ø price 30 days   Ø volume 30 days (pcs.)	20.54 EUR (1)
Ø price 100 days   Ø volume 100 days (pcs.)	21.39 EUR (1)
Ø price 250 days   Ø volume 250 days (pcs.)	21.42 EUR (1)
YTD High   date	23.20 EUR (2022/01/13)
YTD Low   date	19.20 EUR (2022/09/30)
52 Weeks High   date	23.20 EUR (2022/01/13)
52 Weeks Low   date	19.20 EUR (2022/09/30)

## All listings for SUMITOMO HEAVY INDUSTRIES LTD.

Exchange <span style="color: green;">⊕</span>	Date	Time	Price	Trading volume (mio.)	Number of trades
Tokyo Stock Exchange	2022/10/05	08:00	2,808.00 JPY	7.88	751
Stuttgart	2022/10/05	08:00	19.40 EUR	0.00	3
Munich	2022/10/05	08:04	19.40 EUR	0.00	1
Hanover	2022/10/05	08:01	19.30 EUR	0.00	1
Frankfurt	2022/10/05	09:11	19.30 EUR	0.00	1

	05					
FINRA other OTC Issues	2022/08/16	21:40	20.95 USD	0.00		1
Duesseldorf	2022/10/05	21:01	19.40 EUR	0.00		11
Berlin	2022/10/05	20:38	19.70 EUR	0.00		8

## Company profile

### Company Logo

 Sumitomo Heavy Industries, Ltd.

### Company Profile

-

### Contact Details

SUMITOMO HEAVY

--

5-9-11, Kita-Shinagawa, Shinagawa-ku -  
141-8686 Tokyo

Telefon: 03-5488-8000

Fax: 03-5488-8056

E-mail: -