

GOLD RESERVE INC.

ISIN: CA38068N3067 WKN: -

Overview

2024/06/28 19:19:21

Price
4.46 USDDifference  1.83% (0.08)

General attributes

ISIN	CA38068N3067
Symbol	-
Exchange	FINRA other OTC Issues
Currency	USD
Sector	-
Security type	Stock
Market cap (m)	426 EUR
Benchmark	S&P 500

Market data

Bid (Bid size)	-
Ask (Ask size)	-
Open	4.49 USD
High	4.50 USD
Low	4.45 USD
Close (prev. day)	4.38 USD
VWAP	4.496388 USD
Volume (pcs)	22,772
Trading volume	102,389.45
Number of trades	8
Last size	500

Futures and Options

Related Futures	-
Related Options	-







5Y



Information about previous performance does not guarantee future performance.
Source: FactSet

Recent research

on market

Date	Headline	Download
2024/06/21	 Global Equity Ratings	
2024/05/29	 Global Equity Ratings	
2024/04/26	 Global Equity Ratings	
2024/04/03	 Global Equity Ratings	
2024/03/26	 Global Strategy 2Q 2024	

Details

2024/06/28 19:19:21

Price

4.46 USD

Difference ▲ 1.83% (0.08)

General attributes

ISIN	CA38068N3067
Symbol	-
Exchange	FINRA other OTC Issues
Currency	USD
Sector	-
Security type	Stock
Market cap (m)	426 EUR
Benchmark	S&P 500

Market data

Bid (Bid size)	-
Ask (Ask size)	-
Open	4.49 USD
High	4.50 USD
Low	4.45 USD
Close (prev. day)	4.38 USD
VWAP	4.496388 USD
Volume (pcs)	22,772
Trading volume	102,389.45
Number of trades	8
Last size	500

Performance and Risk

	6m	1Y	3Y
Perf (%)	+65.19%	+140.68%	+189.61%
Perf (abs.)	+1.76	+2.61	+2.92
Beta	0.51	0.00	0.06
Volatility	41.95	52.99	72.50

5Y



Information about previous performance does not guarantee future performance.
Source: FactSet

Price data

Ø price 5 days Ø volume 5 days (pcs.)	4.48 USD (18,427)
Ø price 30 days Ø volume 30 days (pcs.)	4.00 USD (86,813)
Ø price 100 days Ø volume 100 days (pcs.)	3.36 USD (90,964)
Ø price 250 days Ø volume 250 days (pcs.)	2.93 USD (140,560)
YTD High date	4.92 USD (2024/06/21)
YTD Low date	2.65 USD (2024/01/05)
52 Weeks High date	4.92 USD (2024/06/21)
52 Weeks Low date	1.81 USD (2023/06/30)

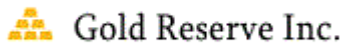
All listings for GOLD RESERVE INC.

Exchange ⊕	Date	Time	Price	Trading volume (mio.)	Number of trades
TSX Venture Exchange	2024/06/28	21:46	6.02 CAD	0.01	6
Stuttgart	2024/06/28	16:46	4.12 EUR	0.00	9
Munich	2024/06/28	08:04	4.18 EUR	0.00	1
Frankfurt	2024/06/28	20:22	4.00 EUR	0.00	1
FINRA other OTC	2024/06/28	19:19	4.46 USD	0.10	8

Issues	28						
Duesseldorf	2024/06/ 28	19:32	4.10	EUR	0.00		7
Berlin	2024/06/ 28	20:48	4.10	EUR	0.00		22

Company profile

Company Logo



Company Profile

-

Contact Details

GOLD RESERVE

--

Telefon: -

Fax: -

E-mail: -